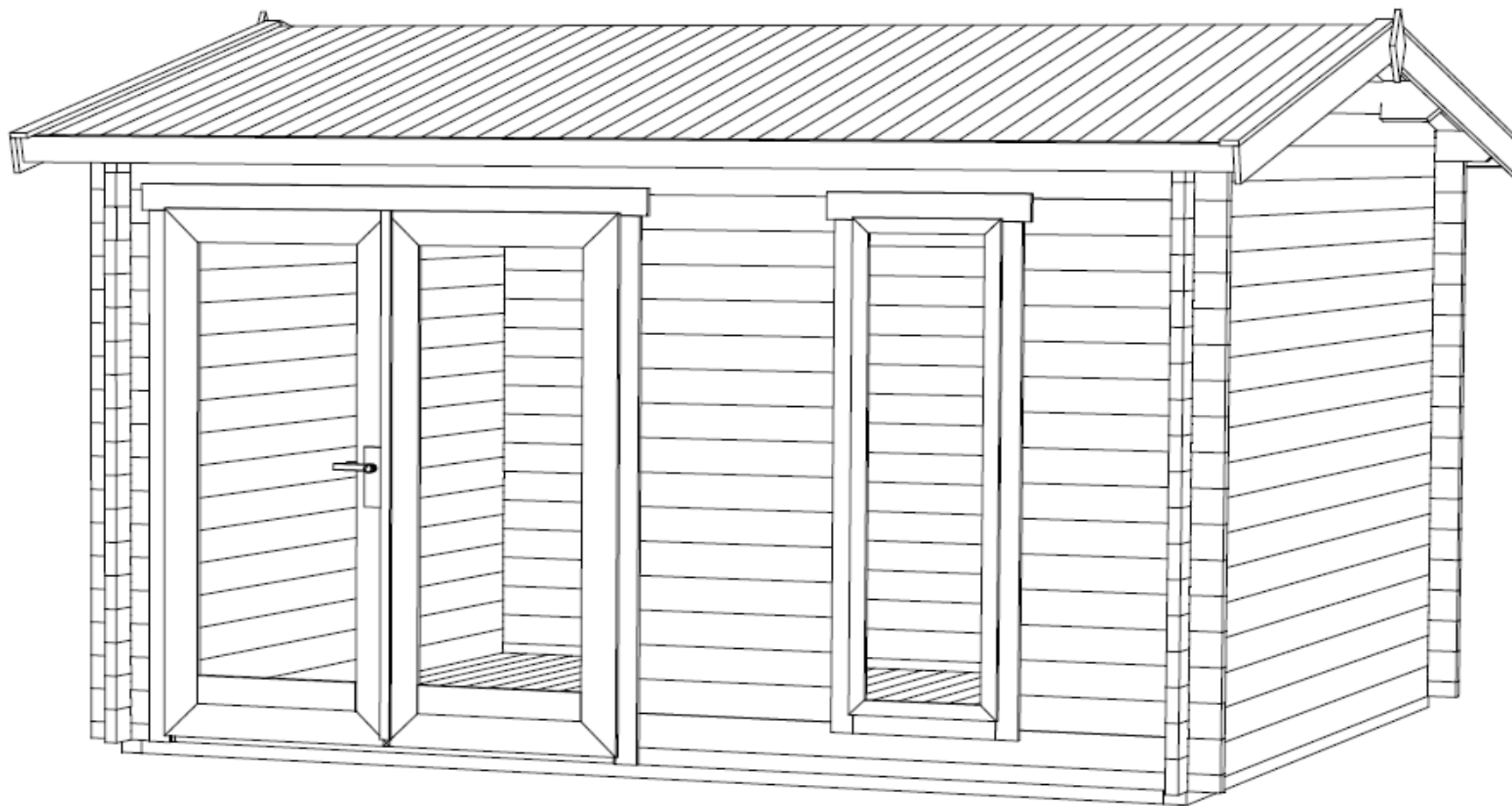
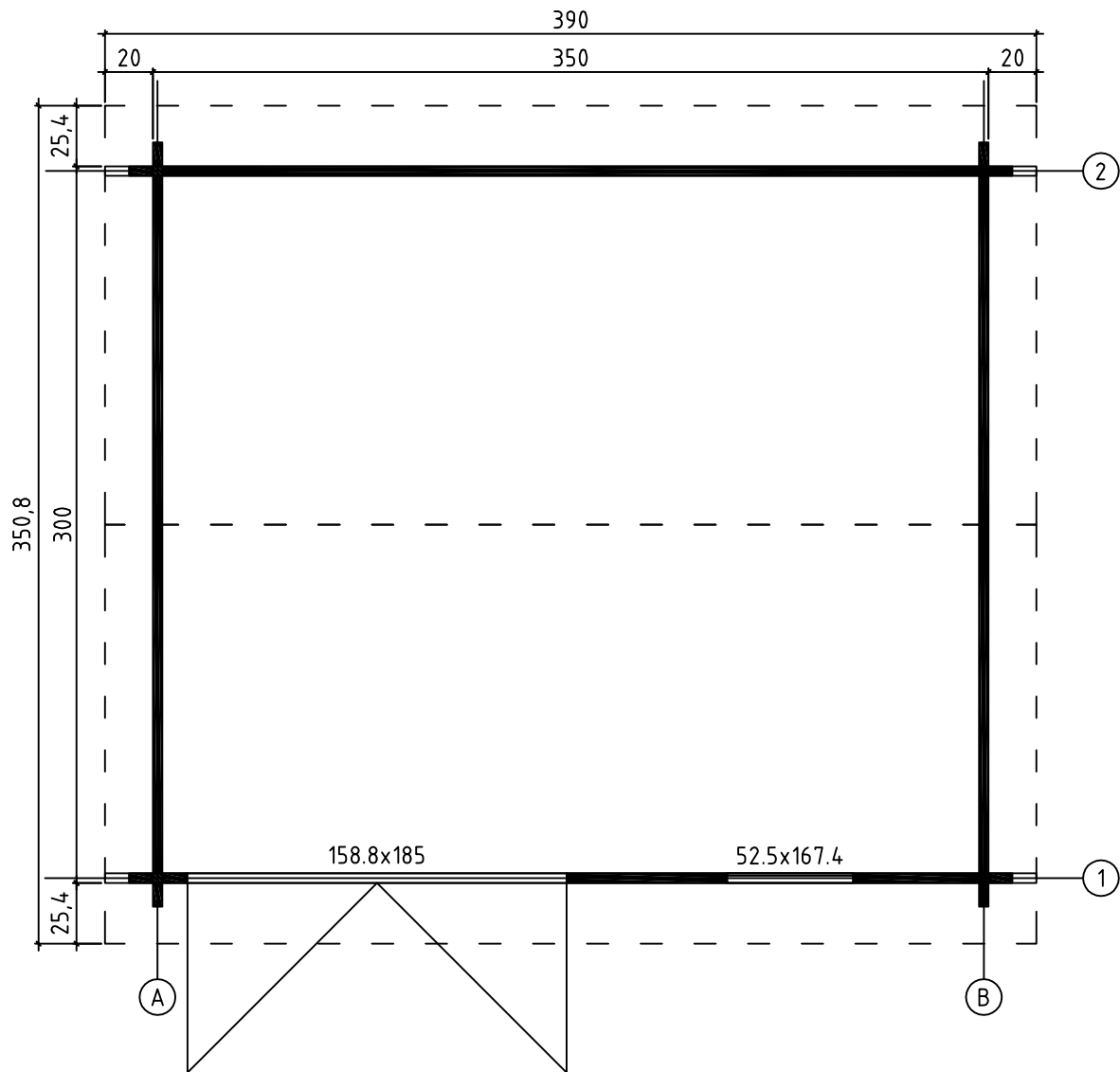


Carlisle
Art.Nr. 405602
1/7



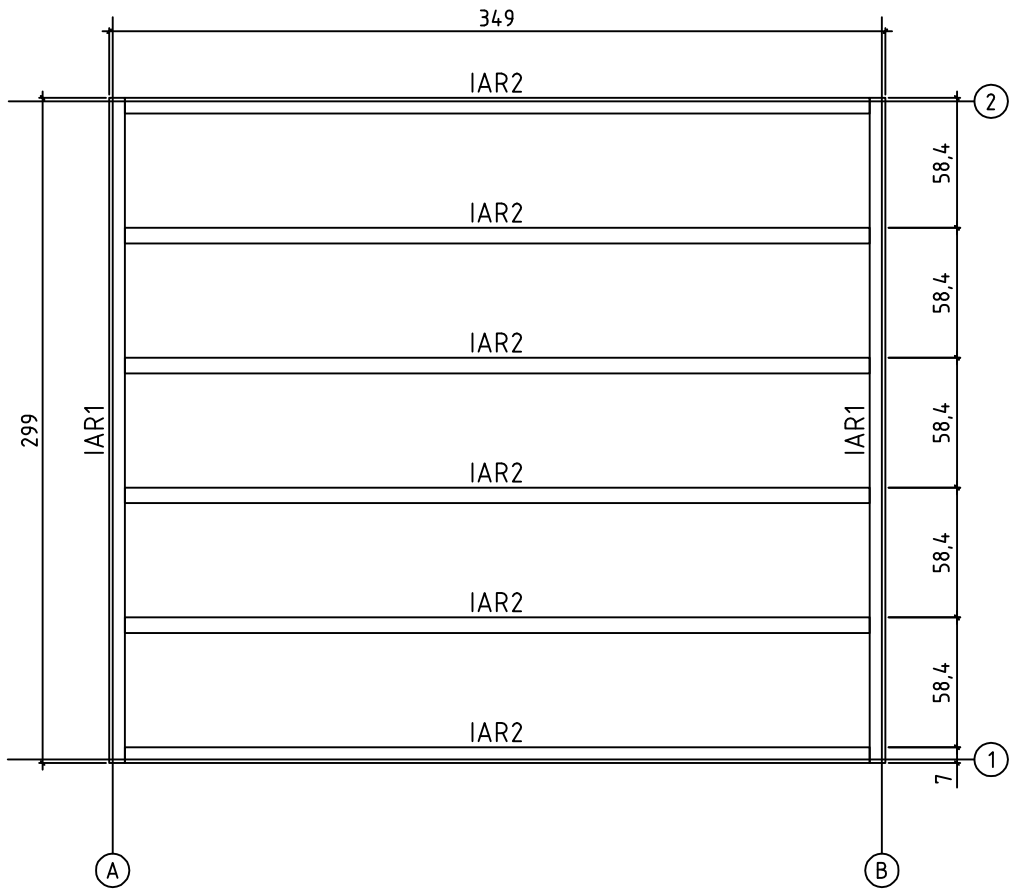
Art.Nr. 405602

GROUNDPLAN - GRUNDPLAN - PLAN DE MASSE

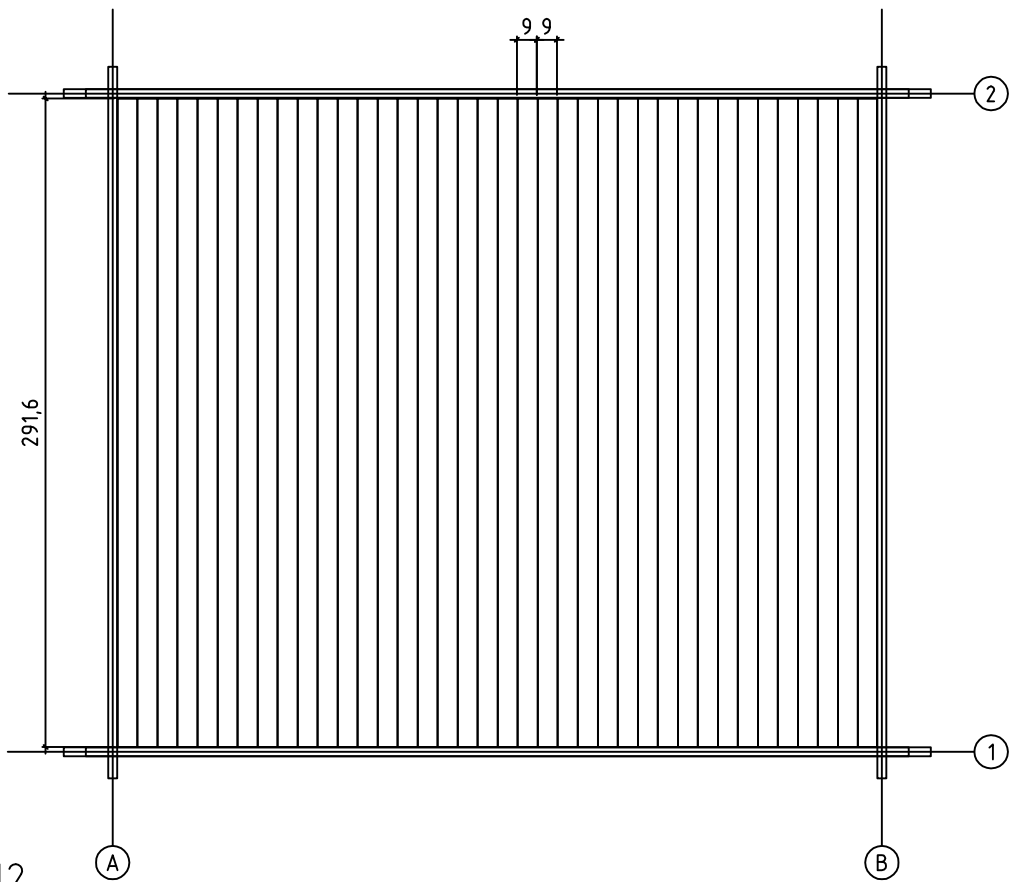


Art.Nr. 405602

FOUNDATION - FUNDAMENT - FONDATION



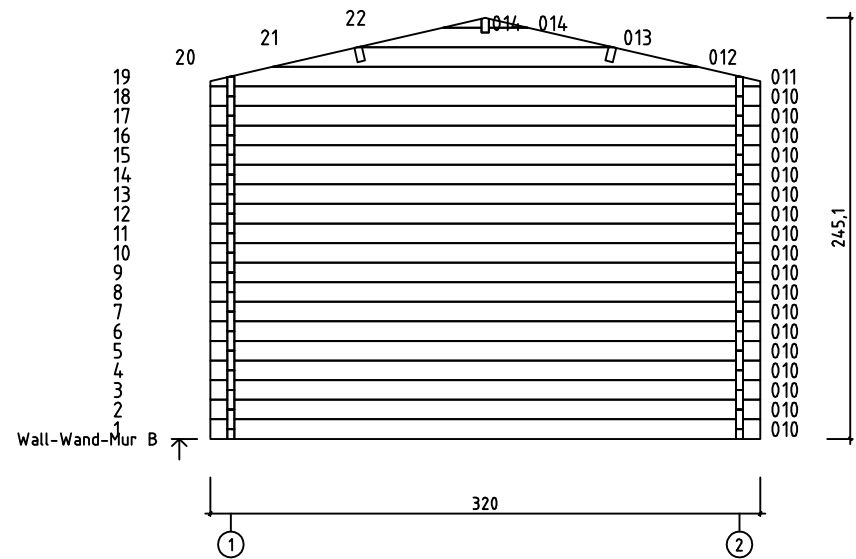
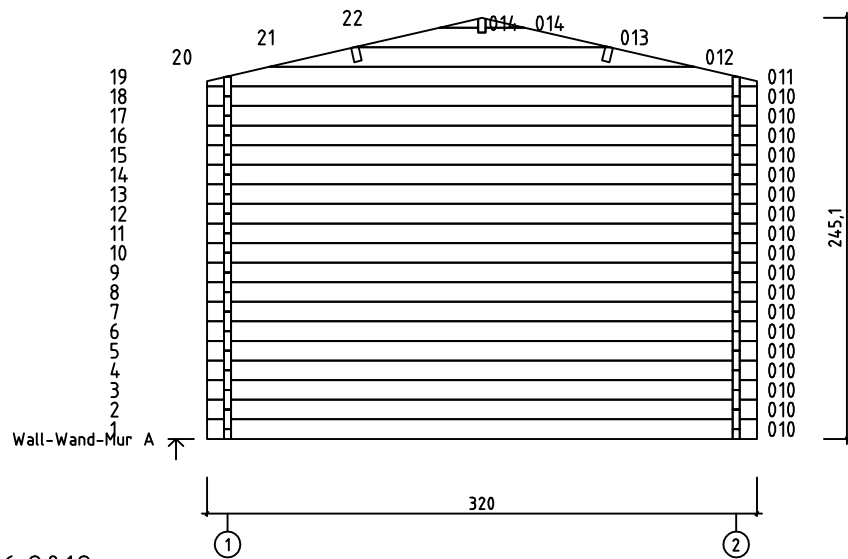
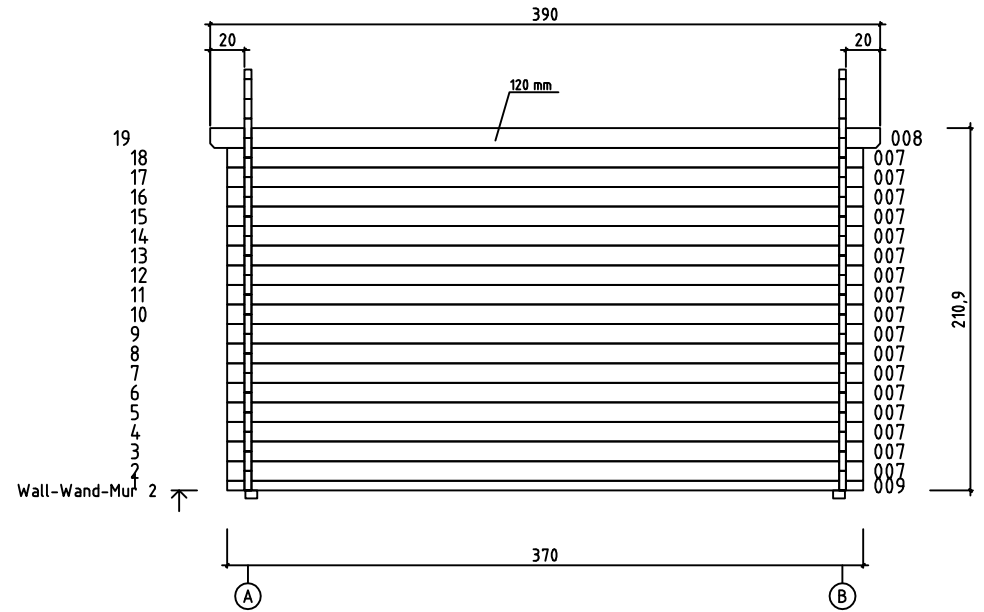
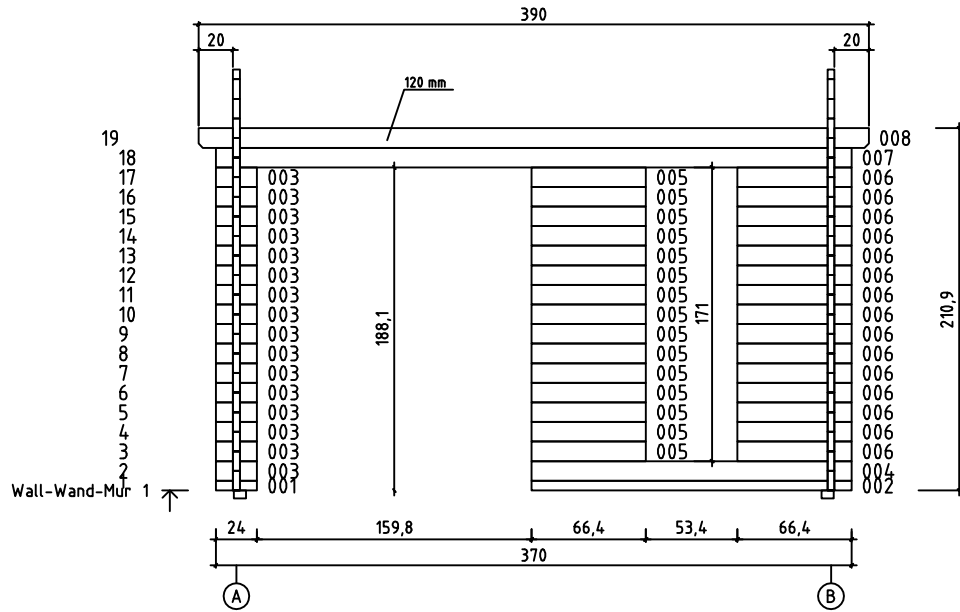
FLOOR BOARDS - FUSSBODENBRETTER - PLAN POSE PLANCHER


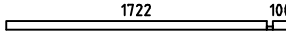

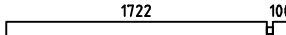

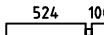
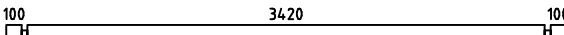
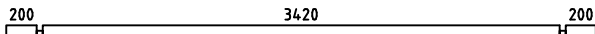
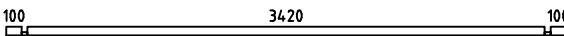
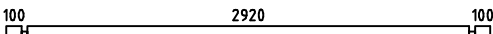
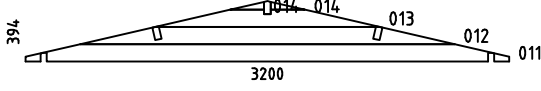


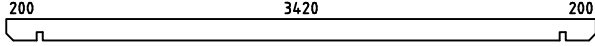





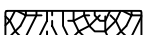





















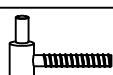






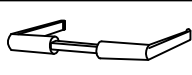
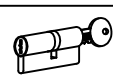

27.06.2012

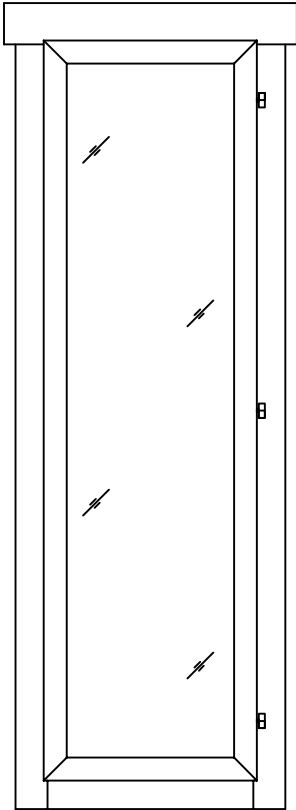
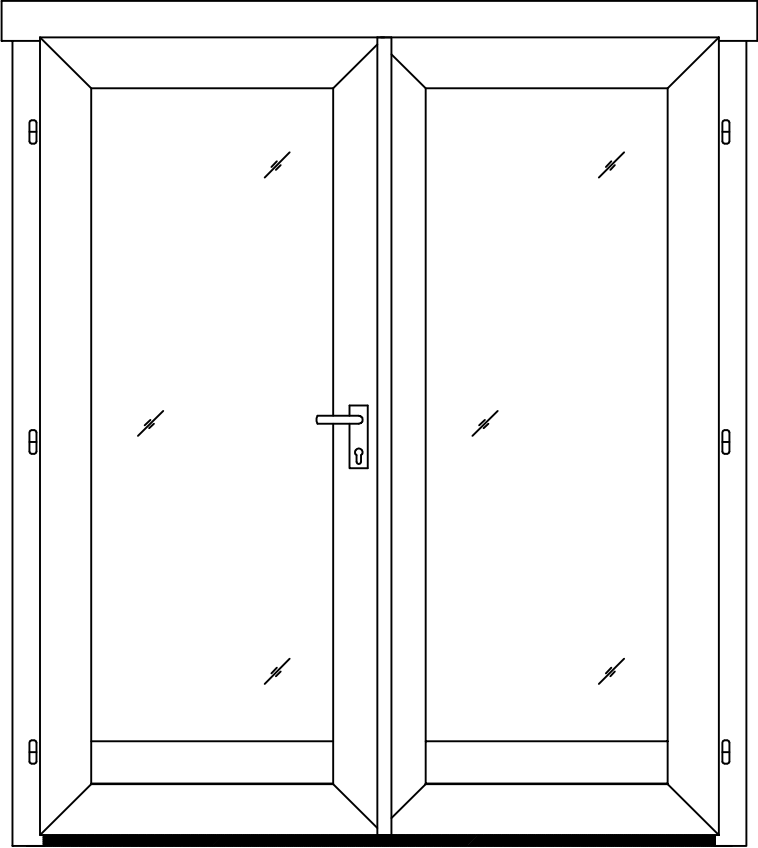
3/7

Art.Nr. 405602



Pos	27.06.2012	Piecelist - Stücklist - Liste des composants Art.Nr. 405602	5/7	Q.	P. (mm)	L. (mm)
001				1	40x57	240
002				1	40x57	1862
003				16	40x114	240
004				1	40x114	1862
005				15	40x114	664
006				15	40x114	664
007				18	40x114	3700
008				2	40x120	3900
009				1	40x57	3700
010				36	40x114	3200
WA-1 WB-1				2		
		FOUNDATION - FUNDAMENT - FONDATION				
IAR2				6	70x45	3350
		FOUNDATION - FUNDAMENT - FONDATION				
IAR1				2	70x45	2990
PR1				1	44x140	3900
A-PR1				2	44x140	3900
		FLOOR BOARDS - FUSSBODENBRETTER - LAME DE PLANCHER		38	90x18	2916
		ROOF BOARDS - DACHBRETTER - VOLIGES		88	90x18	1800
		FLOOR FILLET-FUSSBODENLEISTE - CORNIERE DE FINITION DU PLANCHER			18x18	12.66
		ROOFING FELT FILLET - DACHPAPPENLEISTE - - BAGUETTE DE FIXATION DU FEUTRE BITUMEUX		4	18x58	1850
		EAVES BOARD - TRAUFBRETT - BANDEAU DE TOIT		2	18x90	3900
		ROOF EDGE REINFORCEMENT - DACHRANDVERSTÄRKUNG - - CORNIERE DE RENFORT DE BORD DE TOIT		2	28x34	3900
		STORM PROTECTION - STURMLEISTE - - LATTE ANTI-TEMPETE		4	22x45	2050
		GABLE MOULDING - GIBELLEISTE - - PLANCHE DE RIVE		4	18x120	1850
		WINDOW HANDLE FITTINGS-FENSTERGRIFF - POIGNÉE D'OUVERTURE DE FENETRE		2		

Pos	27.06.2012	Piecelist - Stücklist - Liste des composants Art.Nr. 405602	6/7	Q.	P. (mm)	L. (mm)
		ZN NAIL FOR FLOOR FILLET - ZN NÄGEL FÜR FUSSBODENLEISTE - - POINTE POUR CORNIERE DE FINITION DU PLANCHER		25	1.4x40	
		SCREW FOR GABLE SEGMENT - SCHRAUBEN FÜR DECKBLATT - - VIS POUR FIXATION LOSANGE DE FINITION		4	3.5x35	
		SCREW FOR ROOF BEAMS - SCHRAUBEN FÜR DACHBALKEN - - VIS POUR PANNE DE TOIT		10	5x120	
		SCREW FOR 1. WALL BEAM - SCHRAUBE FÜR 1. BOHLENREIHE - - VIS DE FIXATION DES FONDATIONS		6	5x90	
		SCREW FOR DOOR JAMB - SCHRAUBE FÜR TÜRRAHMEN - - VIS DE FIXATION POUR MONTANT DE PORTE		4	5x90	
		SCREW FOR FILLET - SCHRAUBE ZUR BEFESTIGUNG TÜRLEISTE - - VIS D'ASSEMBLAGE DU CADRE DE PORTE		5	3x30	
		SCREW FOR EAVES BOARDS - SCHRAUBEN FÜR TRAUFBRETTER - - VIS DE FIXATION POUR BANDEAU DE TOIT		18	4x40	
		SCREW FOR FUNDAMENT - SCHRAUBEN ZUR BEFESTIGUNG FUNDAMENT - - VIS POUR FONDATION		12	5x120	
		SET OF DOOR LOCK COVERS - SCHLOSSBLENDEN - - SET DE GARNITURES DE SERRURE DE PORTE		1		
		HAMMER BLOCK - SCHLAGHOLZ - CALLE DE FRAPPE 40mm		1		
		SCREW FOR DOORSTEP - SCHRAUBEN FÜR SWELLE - - VIS DE FIXATION DU SEUIL DE PORTE		3	4.5x65	
		ZN NAIL FOR ROOF - ZN NÄGEL FÜR DACHBRETTER - - POINTE POUR TOIT		278	2x50	
		ZN NAIL FOR FLOOR - ZN NÄGEL FÜR FUSSBODENBRETTER - - CLOUS POUR PLANCHER		234	2x50	
		ZN NAIL FOR ROOFING FELT FILLET - ZN NÄGEL FÜR DACHPAPPENLEISTE - POINTE POUR BAGUETTE FIXATION FEUTRE BITUMEUX		20	2x40	
		BOLT FOR WINDOW HANDLE FITTINGS - BOLZEN FÜR FENSTERGRIFF BESCHLAG - BOULON POUR POIGNÉE D'OUVERTURE DE FENETRE		4		
		MALE BOLT HINGE FOR DOOR - TÜRRIEGEL - - PARTIE MALE DE CHARNIERE DE PORTE		6		
		SCREW FOR GABLE MOULDING - SCHRAUBEN FÜR GIEBELLEISTE - - VIS DE FIXATION POUR PLANCHE DE RIVE		24	3.5x50	
		SCREW FOR ROOF EDGE REINFORCEMENT - SCHRAUBEN FÜR DACHRANDVERSTÄRKUNG - VIS POUR RENFORT DE BORD DE TOIT		18	4x40	
		GABLE SEGMENT-DECKBLATT - LOSANGE DE FINITION		2		
		NUT FOR STORM PROTECTION - SCHRAUBENMUTTER FÜR STURMLEISTE - ÉCROU POUR LAME ANTI-TEMPETE		8		
		BOLT FOR STORM PROTECTION - BOLZEN FÜR STURMLEISTE - - VIS POUR LAME ANTI-TEMPETE		8		
		WASHER FOR STORM PROTECTION - DICHTSCHEIBE FÜR STURMLEISTE - - RONDELLE POUR LAME ANTI-TEMPETE		8		
		DOOR HANDLE FITTINGS-TÜRGRIFF - - GARNITURE DE POIGNÉE DE PORTE		1		
		CYLINDER - ZYLINDERSCHLOSS - CYLINDRE DE SERRURE		1		
		WINDOW FIXATOR - FENSTERFIXIERUNG - SYSTÈME DE RÉGLAGE D'OUVERTURE DE LA FENÊTRE		1		

Pos	Piecelist - Stücklist - Liste des composants Art.Nr. 405602	7/7	Q.	P. (mm)	L. (mm)
	<p data-bbox="220 197 703 226">WINDOW - FENSTER - FENETRE 525x1674</p> <p data-bbox="1018 197 1190 226">AK.1.100.PVP.g</p>  <p>The drawing shows a vertical window frame with three glass panes. Each pane is marked with a diagonal slash. The frame has a top and bottom sill. On the right side, there are three dimension lines, each labeled with the letter 'B', indicating the height of the panes.</p>	1			
	<p data-bbox="225 1182 603 1211">DOOR - TÜR - PORTE 1588x1850</p> <p data-bbox="970 1182 1193 1211">TUK.1.100.PVV.MMa</p>  <p>The drawing shows a vertical door frame with two glass panes. Each pane is marked with a diagonal slash. The door has a top and bottom sill. On the left side, there are three dimension lines, each labeled with the letter 'B', indicating the height of the panes. A handle is shown on the right side of the door.</p>	1			