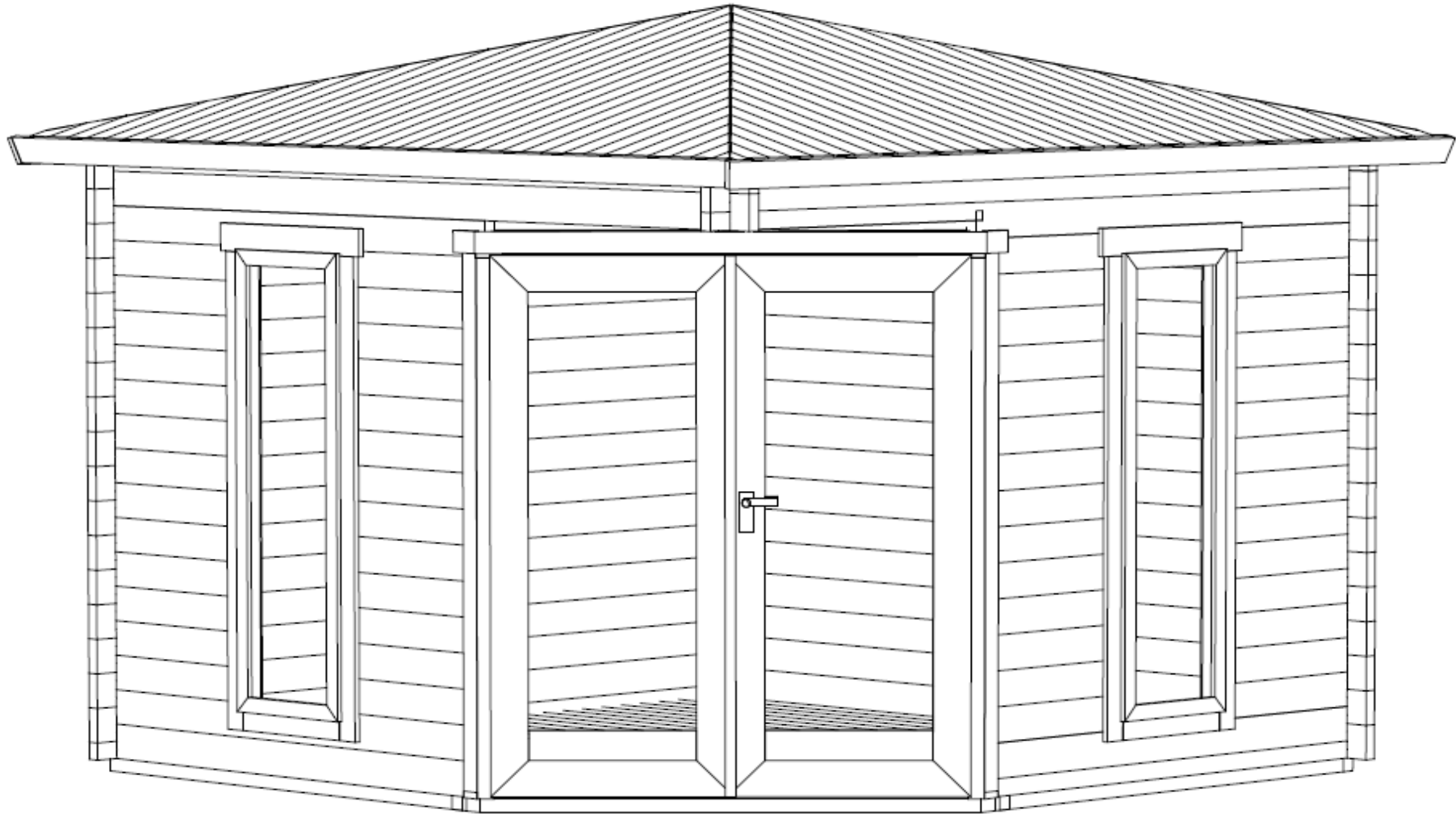
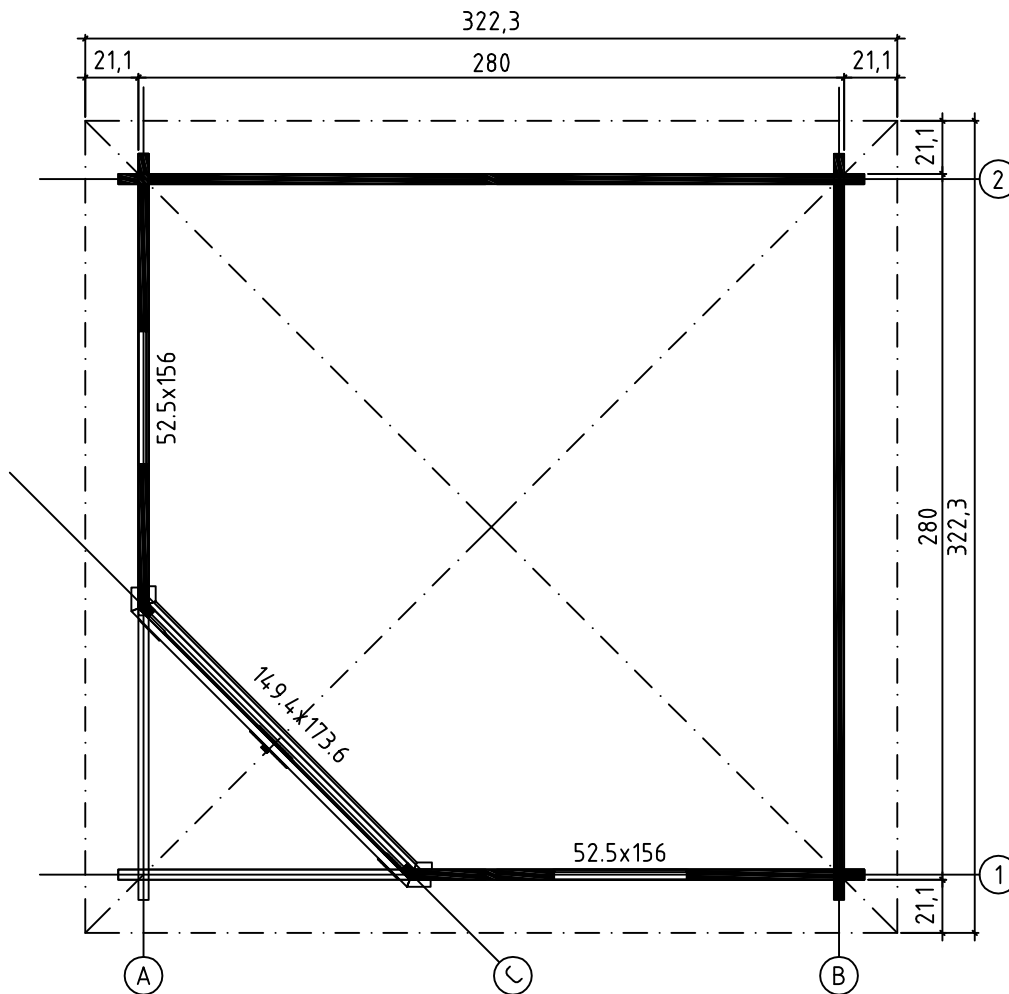


Edinburgh 1
Art. Nr. 407540
1/13

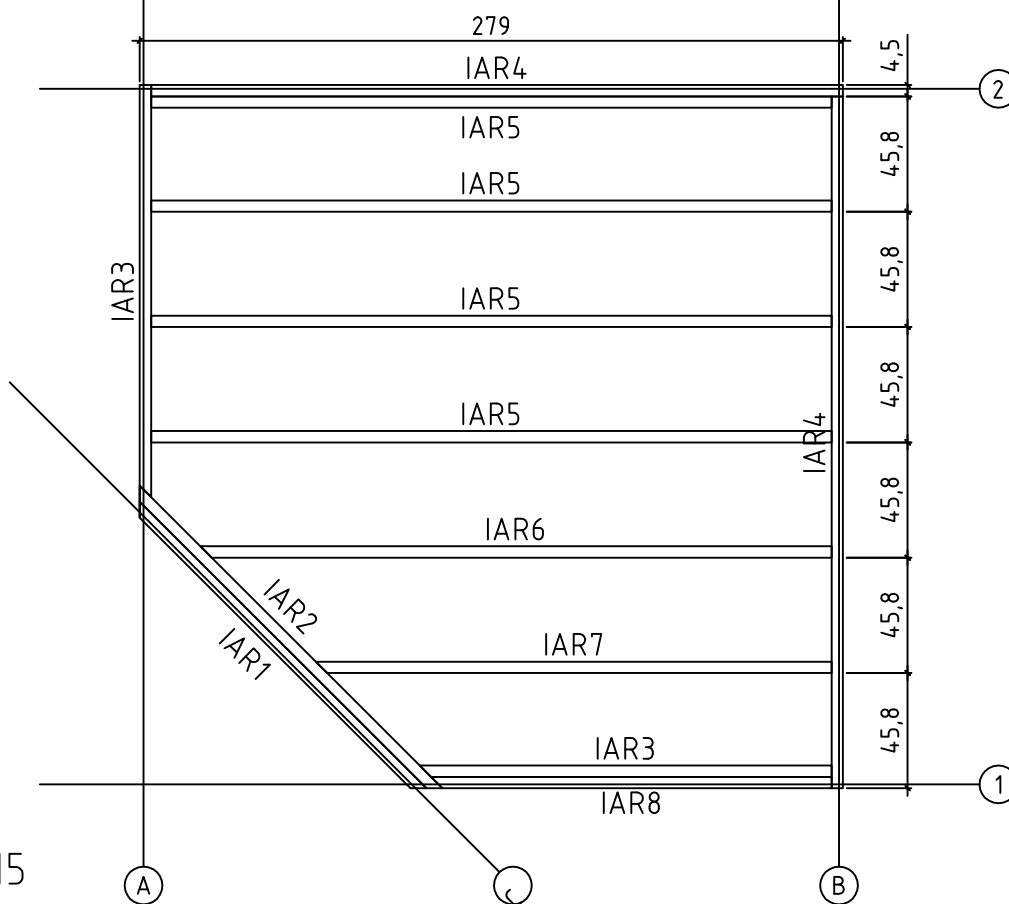


Art.Nr. 407540

GROUNDPLAN - GRUNDPLAN - PLAN DE MASSE



FOUNDATION - FUNDAMENT - FONDATION



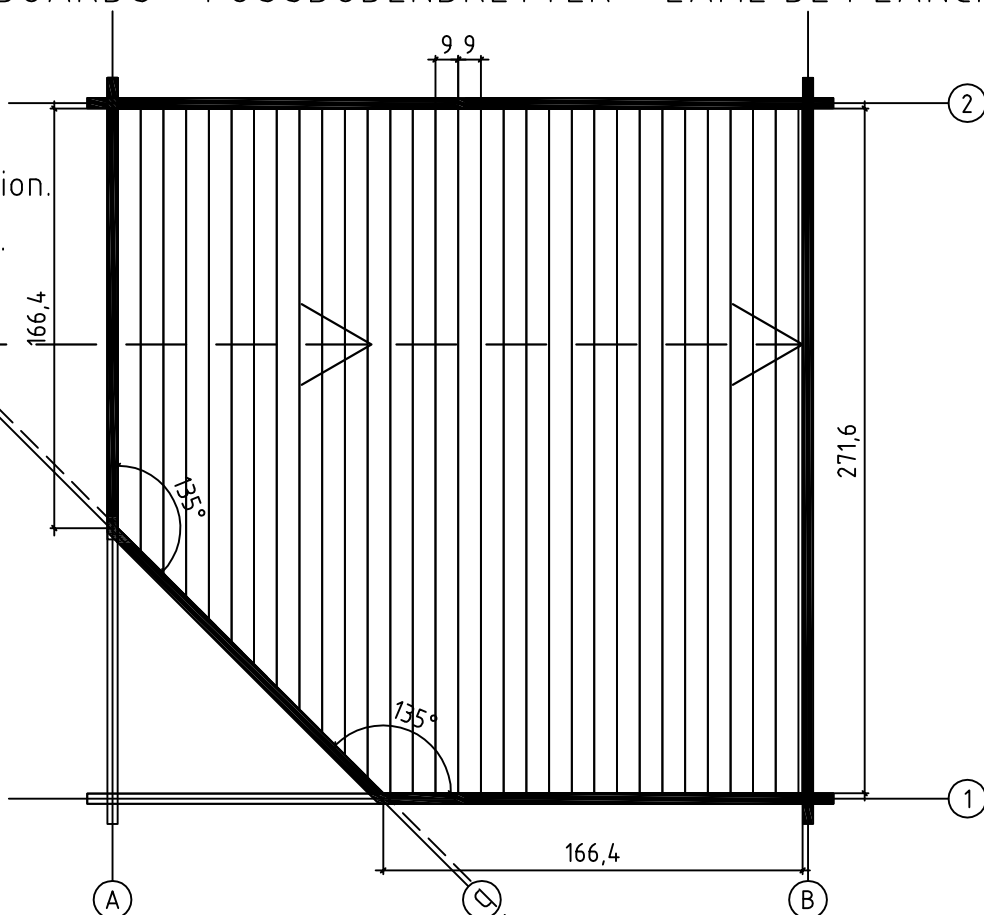
14.01.2015

2/13

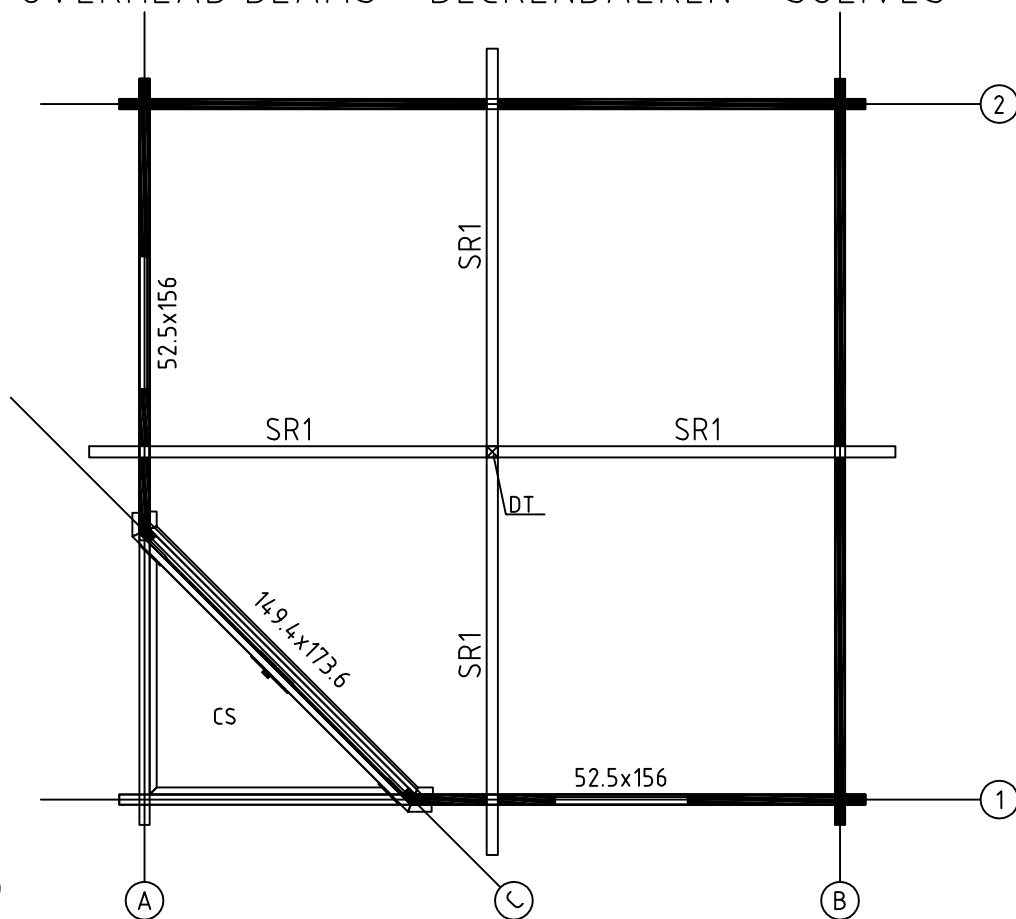
Art.Nr. 407540

FLOOR BOARDS - FUSSBODENBRETTER - LAME DE PLANCHER

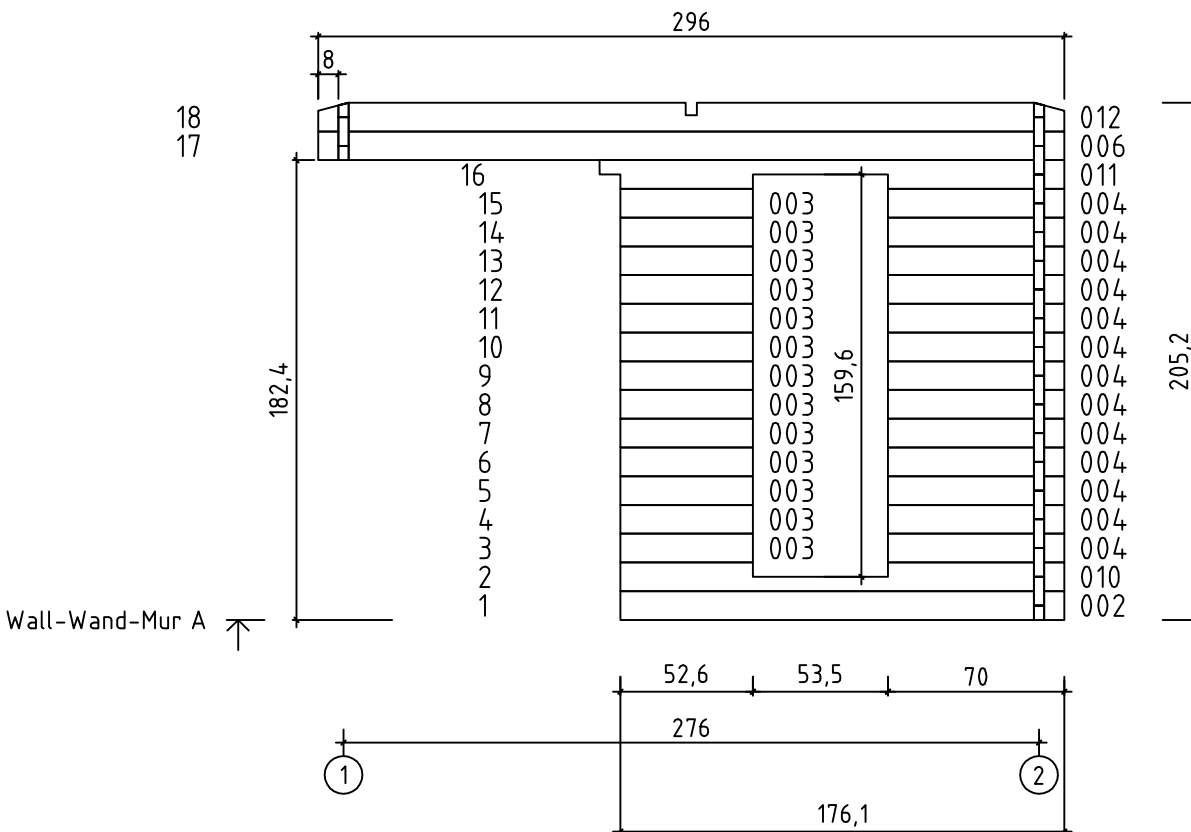

Mounting direction.
Aufbauschrifte.
Instruction de montage.



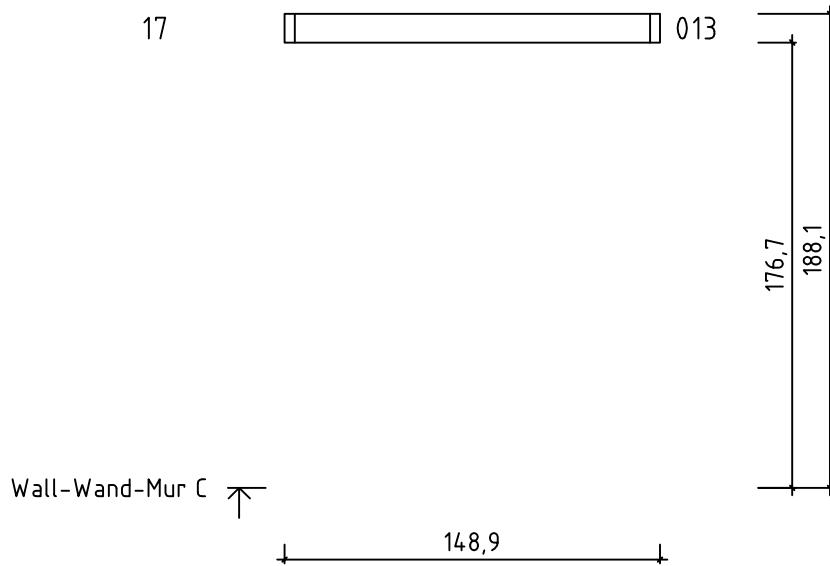

OVERHEAD BEAMS - DECKENBALKEN - SOLIVES



Art.Nr. 407540



Art.Nr. 407540



Art. Nr. 407540

Art. Nr. 407540

TOP VIEW - ANSICHT VON OBEH - VUE DE DESSUS

FROM BELOW - VUE DE DESSOUS - ANSICHT VON UNTEN

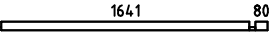
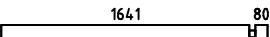

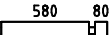
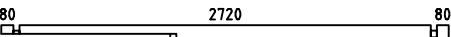
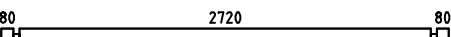
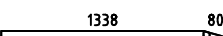

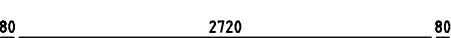






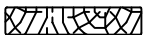
Art. Nr. 407540


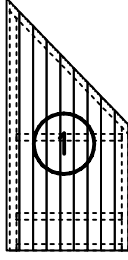
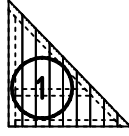
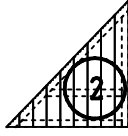
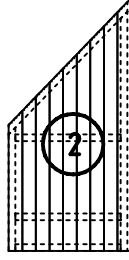
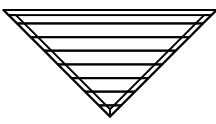


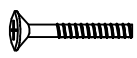











FROM BELOW - VUE DE DESSOUS - ANSICHT VON UNTEN







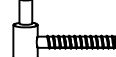






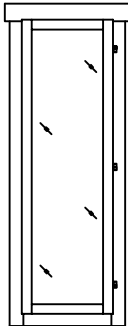
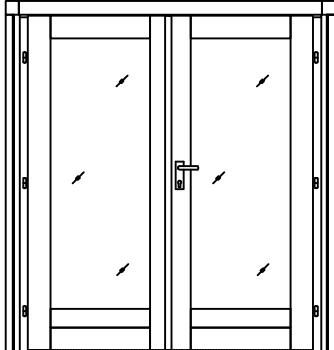
TOP VIEW - ANSICHT VON OBEH - VUE DE DESSUS

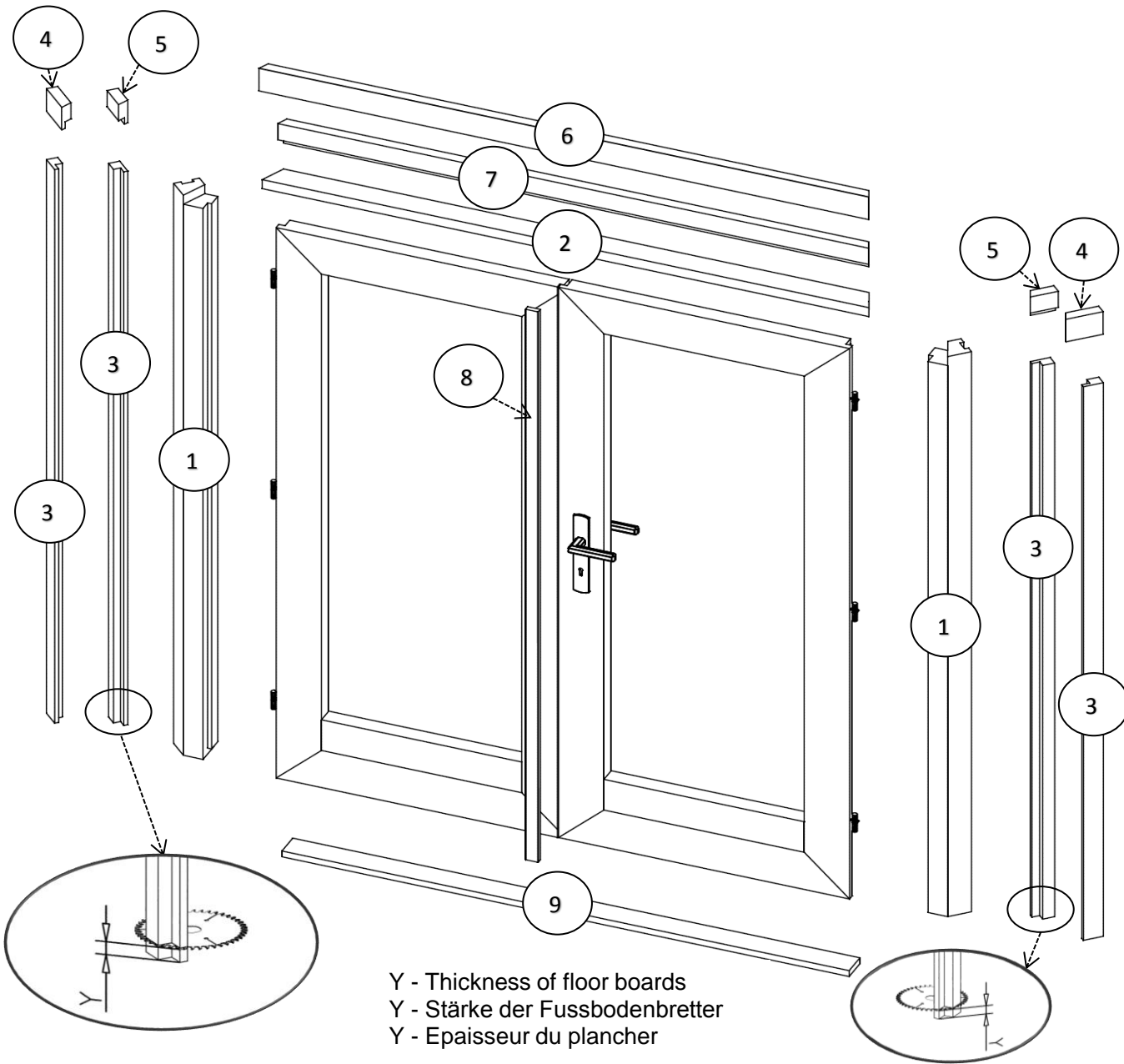
Art. Nr. 407540

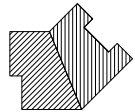








FROM BELOW - VUE DE DESSOUS - ANSICHT VON UNTEN

Pos	14.01.2015	Piecelist - Stücklist - Liste des composants Art. Nr. 407540	11/13	Q.	P. (mm)	L. (mm)
001				1	40x57	1761
002				2	40x114	1761
003				27	40x114	526
004				27	40x114	700
005				1	40x114	2960
006				36	40x114	2960
007				2	40x57	1458
008				2	40x57	1458
009				1	40x57	2960
010				1	40x114	1761
011				1	40x114	1843
012				2	40x114	2960
013				1	40x114	1489
IAR4		FOUNDATION - FUNDAMENT - FONDATION		2	45x45	2745
IAR5		FOUNDATION - FUNDAMENT - FONDATION		4	45x45	2700
IAR6		FOUNDATION - FUNDAMENT - FONDATION		1	45x45	2504
IAR7		FOUNDATION - FUNDAMENT - FONDATION		1	45x45	2047
IAR2		FOUNDATION - FUNDAMENT - FONDATION		1	45x45	1698
IAR3		FOUNDATION - FUNDAMENT - FONDATION		2	45x45	1634
IAR1		FOUNDATION - FUNDAMENT - FONDATION		1	45x45	1608
IAR8		FOUNDATION - FUNDAMENT - FONDATION		1	45x45	1589
SR1		RAFTER - DACHSPARREN - CHEVRON		4	44x120	1646
DT	ROOF SUPPORT - DACH TRÄGER - SUPPORT DE TOIT			1	44x44	130
	STORM PROTECTION - STURMLEISTE - - LATTE ANTI-TEMPETE			5	22x45	2000
TB	EAVES BOARD - TRAUFBRETT - BANDEAU DE TOIT			4	18x90	3300

Pos	14.01.2015	Piecelist - Stücklist - Liste des composants Art. Nr. 407540	12/13	Q.	P. (mm)	L. (mm)
		FLOOR BOARDS - FUSSBODENBRETTER - LAME DE PLANCHER		31	90x18	2716
EL		ROOF SHIELD - ELEMENT - PANNEAU DE TOITURE	 	4		
EL		ROOF SHIELD - ELEMENT - PANNEAU DE TOITURE	 	4		
CS		CEILING SHIELD - ELEMENT - PANNEAU DE TOITURE		1		
		FLOOR FILLET-FUSSBODENLEISTE - CORNIERE DE FINITION DU PLANCHER			18x18	10.86
		WINDOW HANDLE FITTINGS - FENSTERGRIFF - POIGNÉE D'OUVERTURE DE FENETRE		4		
		BOLT FOR WINDOW HANDLE FITTINGS - BOLZEN FÜR FENSTERGRIFF BESCHLAG - BOULON POUR POIGNÉE D'OUVERTURE DE FENETRE		8		
HS8		SCREW FOR TRIANGULAR FIXING - MONTAGENSCHRAUBE FÜR DREIECKIGE - - VIS D'ASSEMBLAGE POUR TRIANGLE		10	4x60	
		SCREW FOR 1. WALL BEAM - SCHRAUBE FÜR 1. BOHLENREIHE - VIS DE FIXATION DES FONDATIONS		4	5x90	
HS41		SCREW FOR DOOR JAMB - SCHRAUBE FÜR TÜRRAHMEN - VIS DE FIXATION POUR MONTANT DE PORTE		4	5x90	
HS3		SCREW FOR DOOR FILLET - SCHRAUBE ZUR BEFESTIGUNG TÜRLEISTE - VIS D'ASSEMBLAGE DU CADRE DE PORTE		5	3x30	
HS22		SCREW FOR FIXING DOOR TO THE WALL - SCHRAUBE ZUR BEFESTIGUNG TUR - ZARGE MIT WAND - VIS POUR FIXATION DORMANT DE PORTE AU 1ER RANG DE MADRIER		2	3.5x50	
		SCREW FOR EAVES BOARDS - SCHRAUBEN FÜR TRAUFBRETTER - VIS DE FIXATION POUR BANDEAU DE TOIT		28	4x40	
HS10		SCREW FOR SHIELD - SCHRAUBEN ZUR ELEMENT VIS POUR DE PANNEAU DE TOITURE		48	5x120	
HS11		SCREW FOR RAFTER - SCHRAUBEN FÜR DACHSPARREN - - SCHRAUBEN FÜR DACHSPARREN - VIS POUR CHEVRON		12	5x120	
		SCREW FOR FUNDAMENT - SCHRAUBEN ZUR BEFISTIGUNG FUNDAMENT - VIS POUR FONDATION		25	5x90	
		SCREW FOR POS 005 - SCHRAUBEN FÜR POS 005 - - VIS POUR POS 005		2	5x90	
HS9		SCREW FOR SHIELD - SCHRAUBEN ZUR ELEMENT VIS POUR DE PANNEAU DE TOITURE		120	6x80	

Pos	14.01.2015	Piecelist - Stücklist - Liste des composants Art. Nr. 407540	13/13	Q.	P. (mm)	L. (mm)
		ZN NAIL FOR FLOOR FILLET - ZN NÄGEL FÜR FUSSBODENLEISTE - POINTE POUR CORNIERE DE FINITION DU PLANCHER		20	1.4x40	
		SET OF DOOR LOCK COVERS - SCHLOSSBLENDEN - SET DE GARNITURES DE SERRURE DE PORTE		1		
		HAMMER BLOCK - SCHLAGHOLZ - CALLE DE FRAPPE		1		
HS59		SCREW FOR DOORSTEP - SCHRAUBEN FÜR SWELLE - VIS DE FIXATION DU SEUIL DE PORTE		3	4.5x65	
		NUT FOR STORM PROTECTION - SCHRAUBENMUTTER FÜR STURMLEISTE - ÉCROU POUR LAME ANTI-TEMPETE		10		
		ZN NAIL FOR FLOOR - ZN NÄGEL FÜR FUSSBODENBRETTER - CLOUS POUR PLANCHER		211	2x50	
		MALE BOLT HINGE FOR DOOR - TÜRRIEGEL - PARTIE MALE DE CHARNIERE DE PORTE		6		
		BOLT FOR STORM PROTECTION - BOLZEN FÜR STURMLEISTE - VIS POUR LAME ANTI-TEMPETE		10	6x70	
		WASHER FOR STORM PROTECTION - DICHTSCHEIBE FÜR STURMLEISTE - RONDELLE POUR LAME ANTI-TEMPETE		10		
		DOOR HANDLE FITTINGS - TÜRGRIFF - SET DE GARNITURES DE SERRURE DE PORTE		1		
		CYLINDER LOCK - ZYLINDERSCHLOSS - CYLINDRE DE SERRURE		1		
		SCREW FOR POS 013 - SCHRAUBEN FÜR POS 013 - - VIS POUR POS 013		4	4x60	
HS45		SCREW FOR COVERING MOULDING - SCHRAUBEN FÜR DECKUNGSPROFIL - VIS DE FIXATION PROFILS DE FINITION VERTICAUX A FIXER A L'EXTERIEUR DU CADRE DE LA PORTE		26	4x40	
		WINDOW - FENSTER - FENETRE 525x1560 DGP	AK.1.100.PVP.j	2		
						
		DOOR - TÜR - PORTE 1494x1736 DGP	TUK.1.100.PVP.MM.5c	1		
						



Pos	Piece list - Stückliste - Liste des pièces	Q.	P (mm)	L (mm)
1		2	77x60	1736
2		1	77x38	1538
3		4	28x50	1721
4		2	28x70	94
5		2	28x70	66
6		1	28x70	1546
7		1	28x70	1489
8		1	13x32	1706
9		1	18x77	1438

