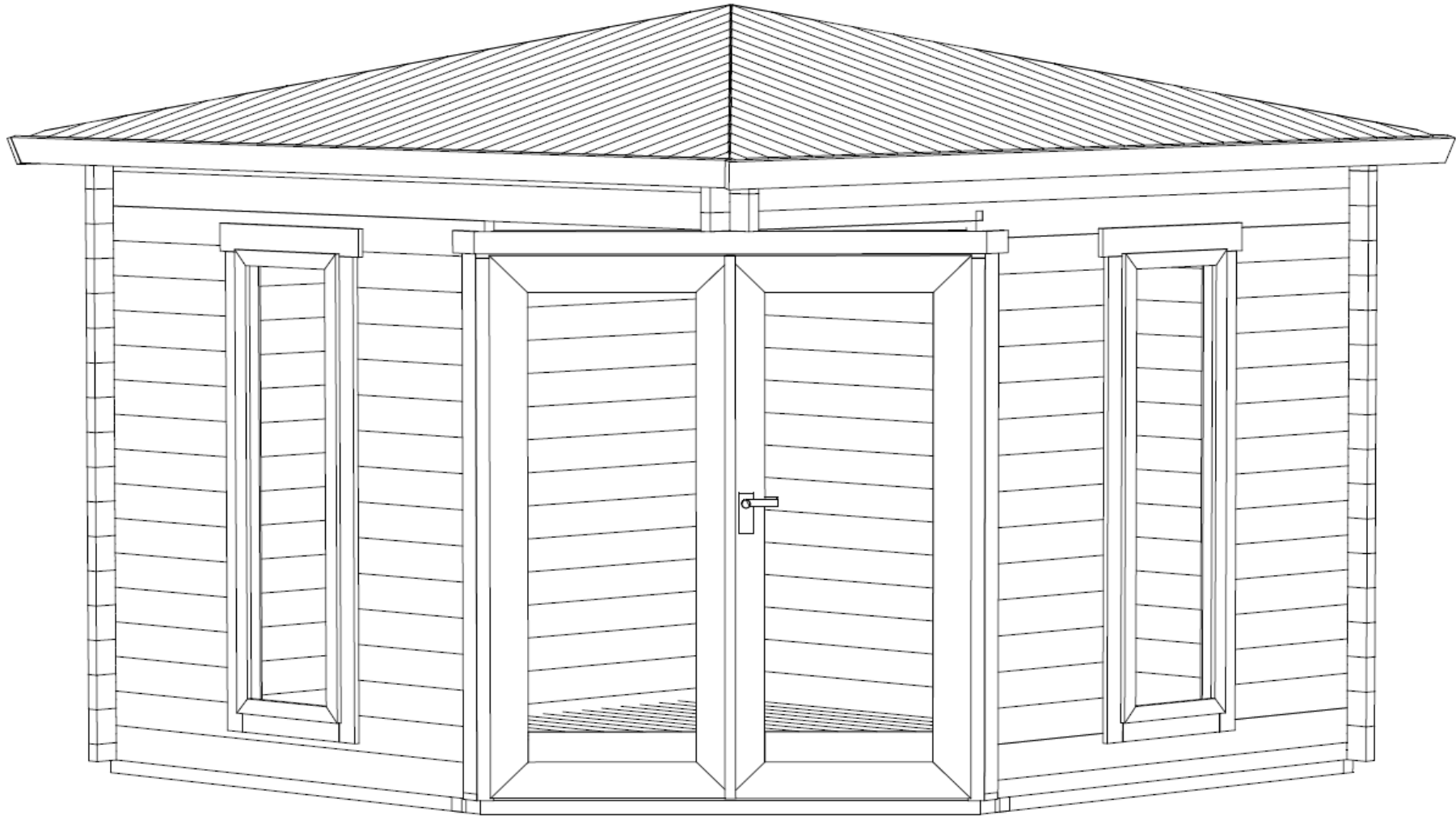
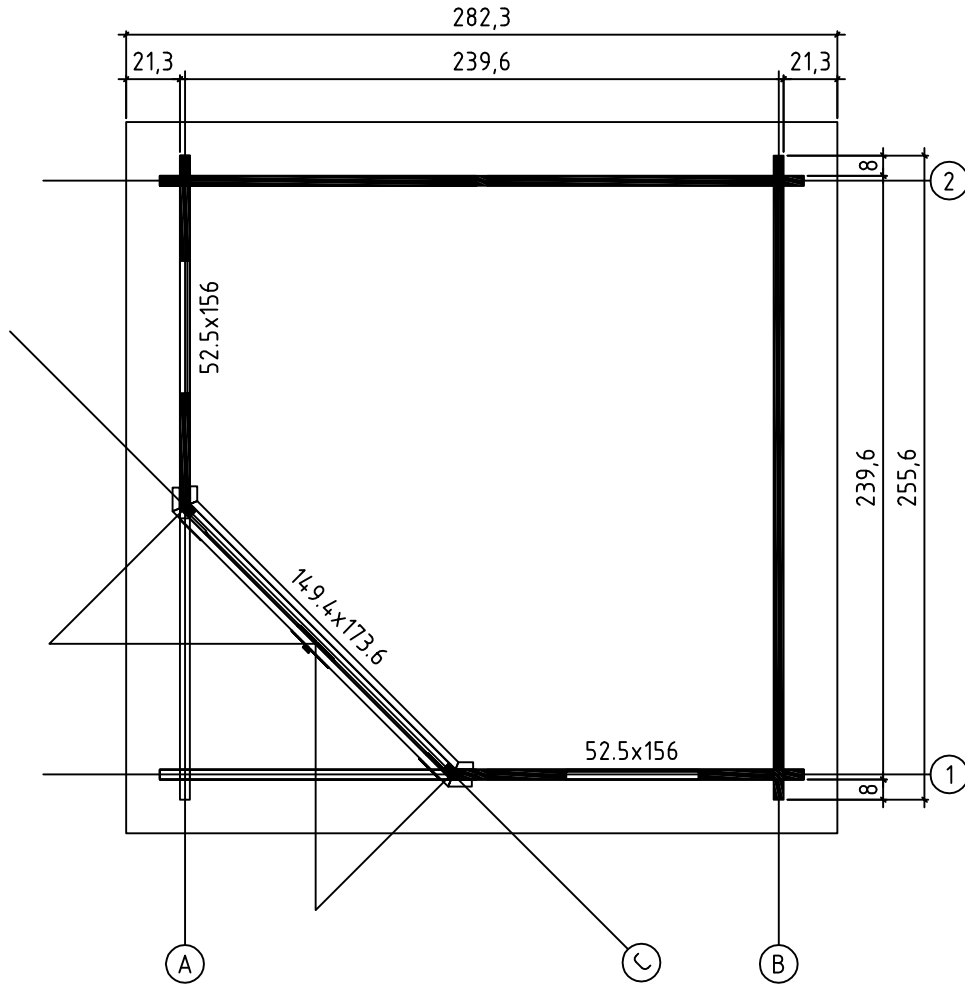


Oban 40
Art. Nr. 408940
1/13

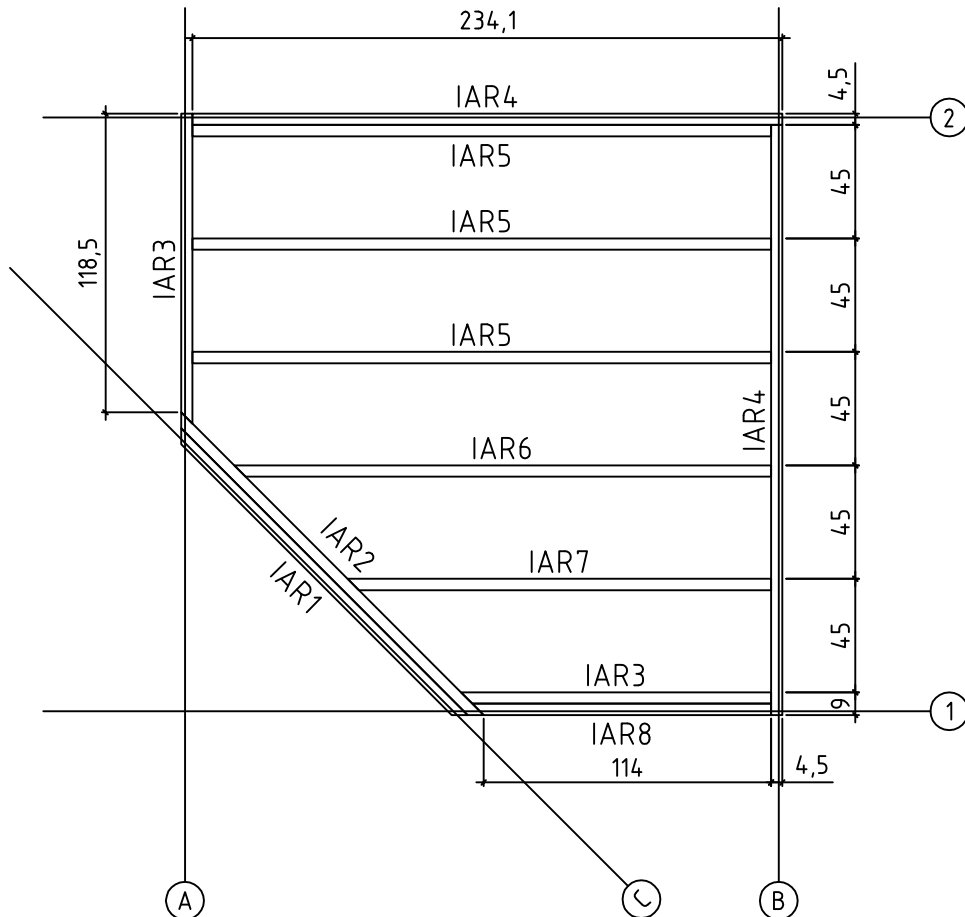


Art. Nr. 408940

GROUNDPLAN - GRUNDPLAN - PLAN DE MASSE



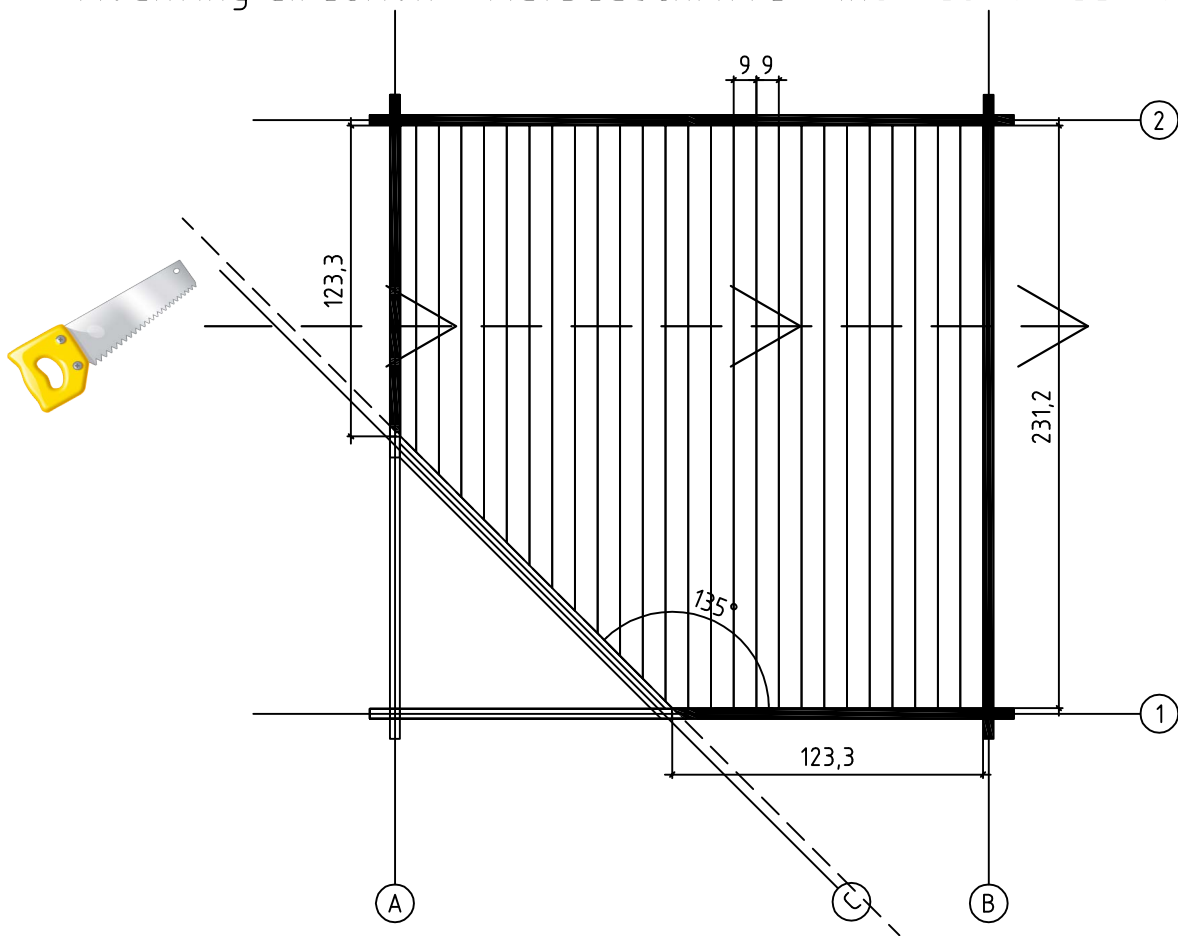
FOUNDATION - FUNDAMENT - FONDATION



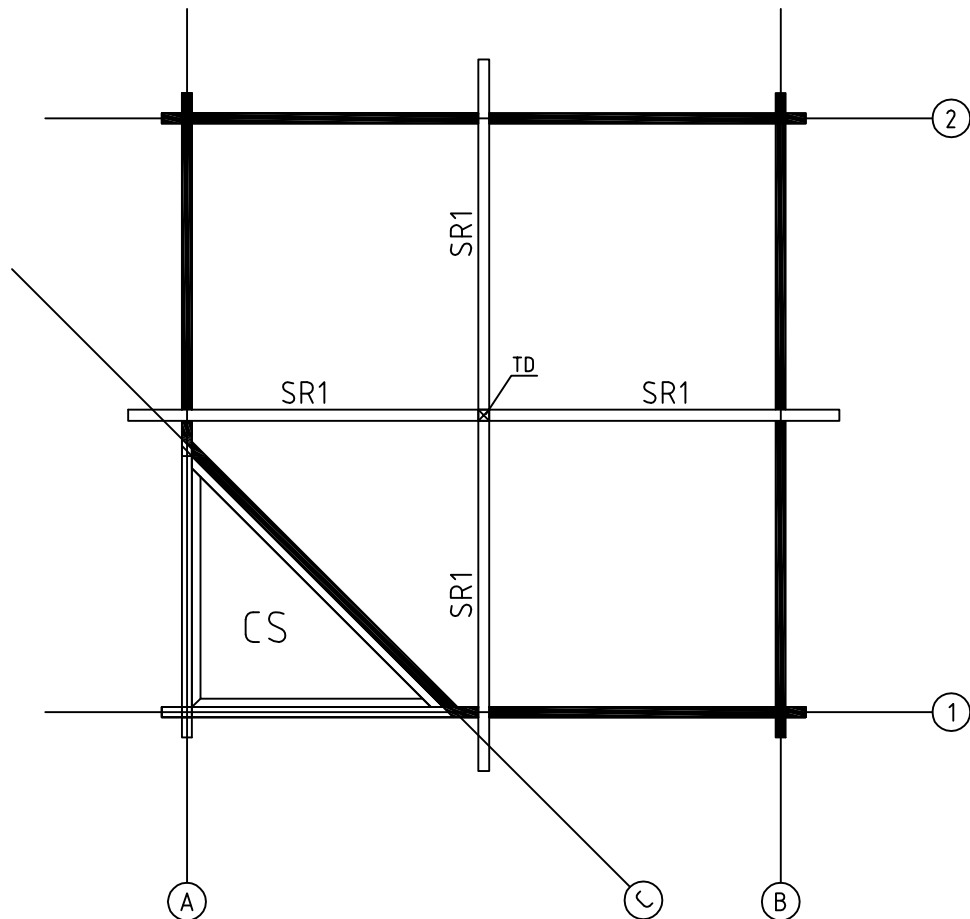
Art. Nr. 408940

FLOOR BOARDS - FUSSBODENBRETTER - PLAN POSE PLANCHER

Mounting direction - Aufbauschrirte - Instruction de montage

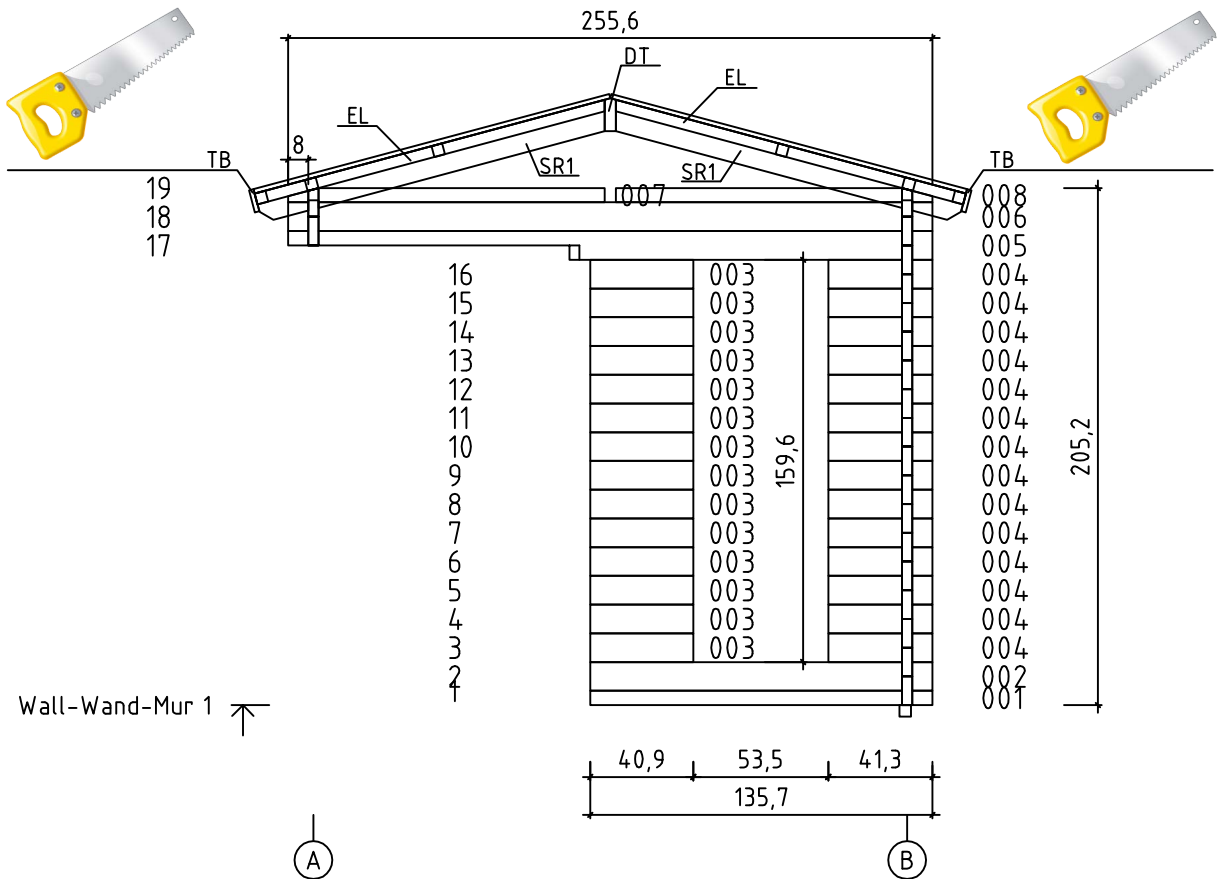
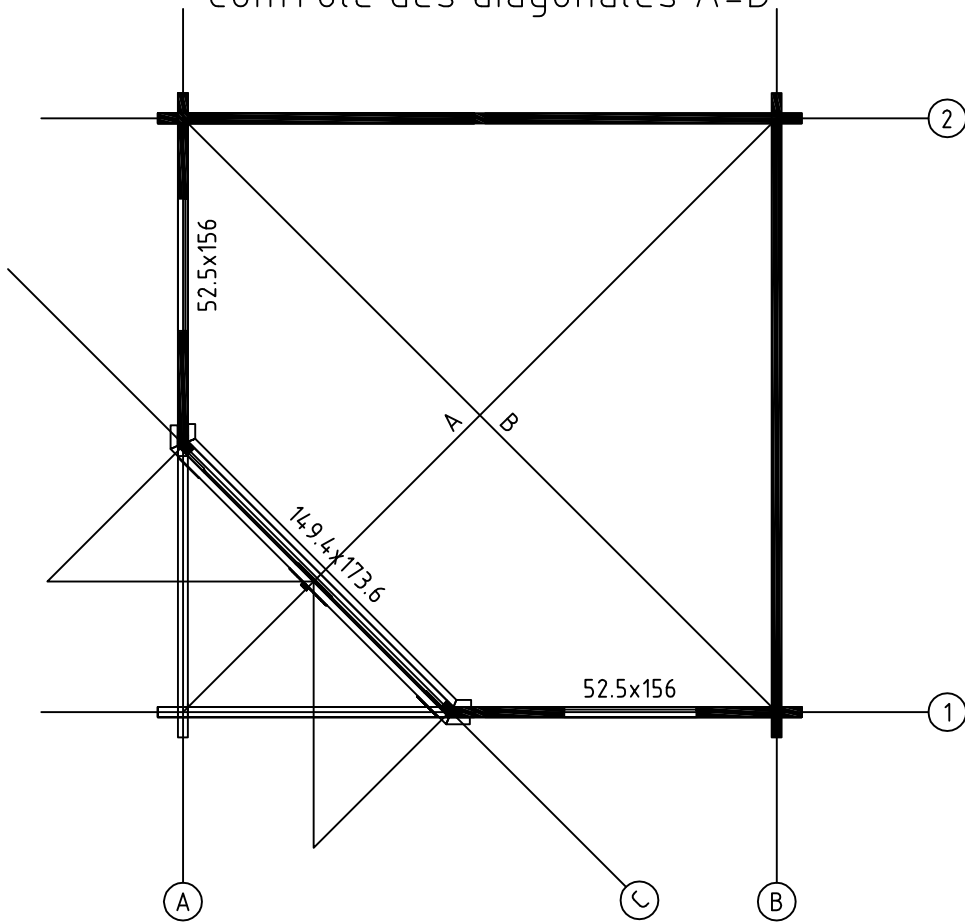


OVERHEAD BEAMS - DECKENBALKEN - SOLIVES

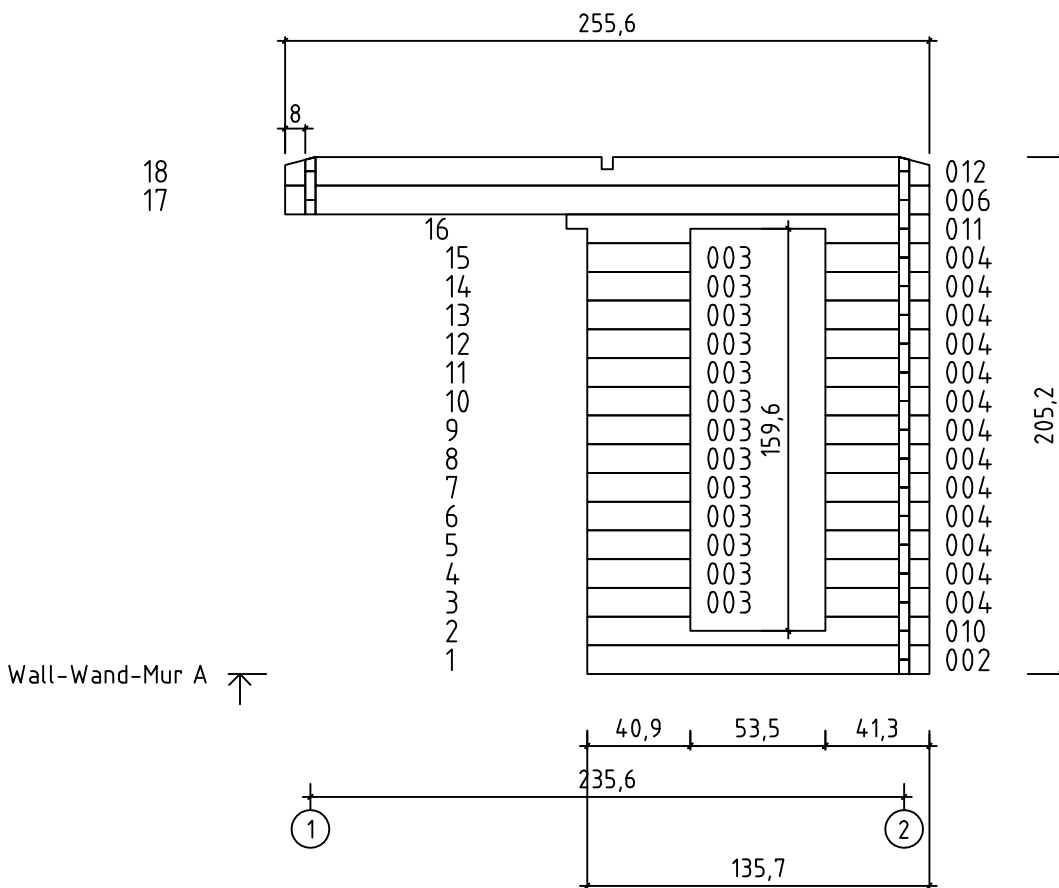
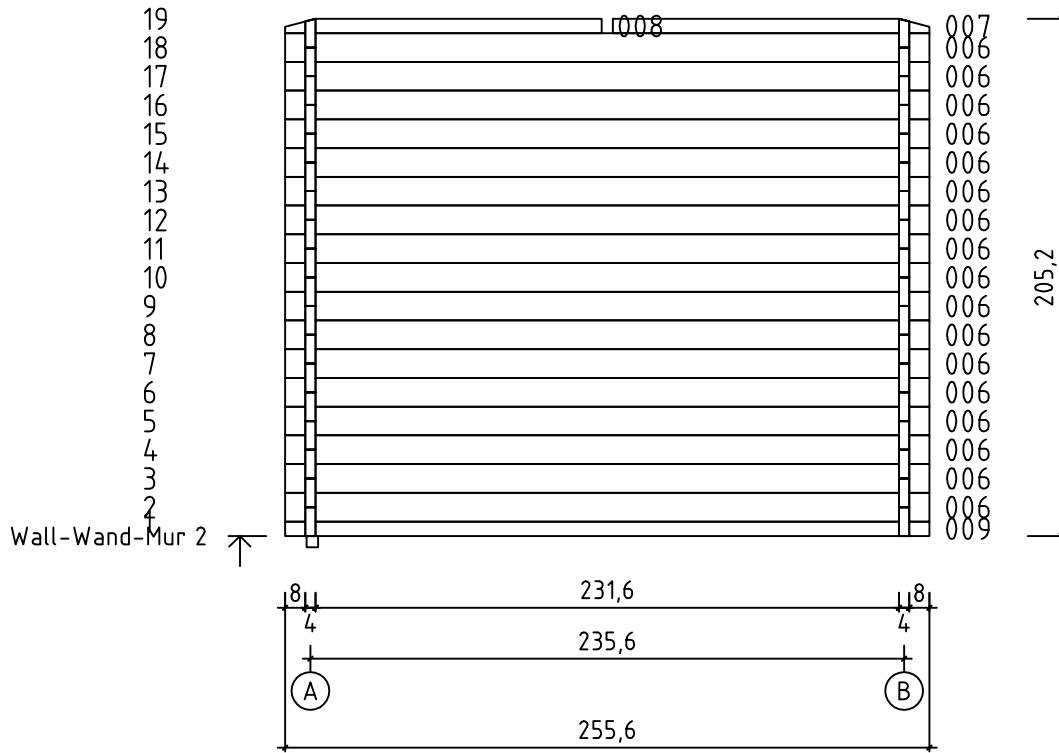


Art. Nr. 408940

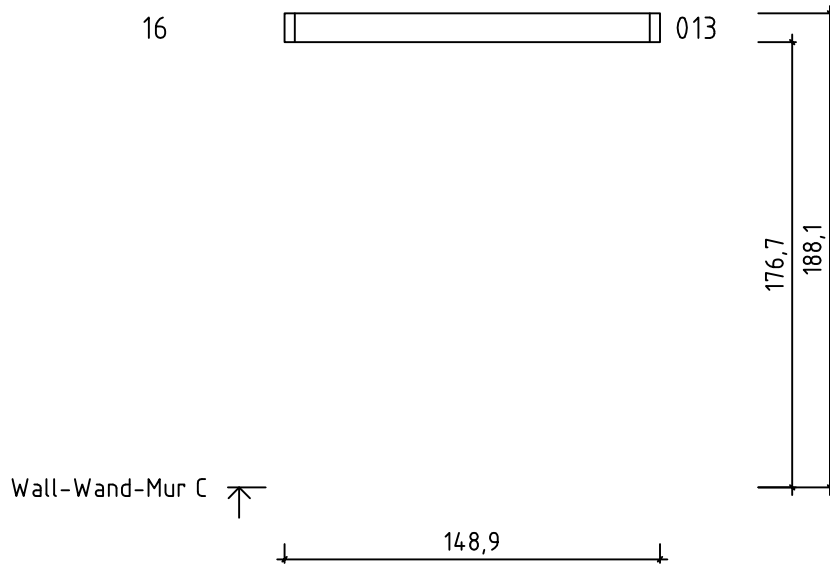
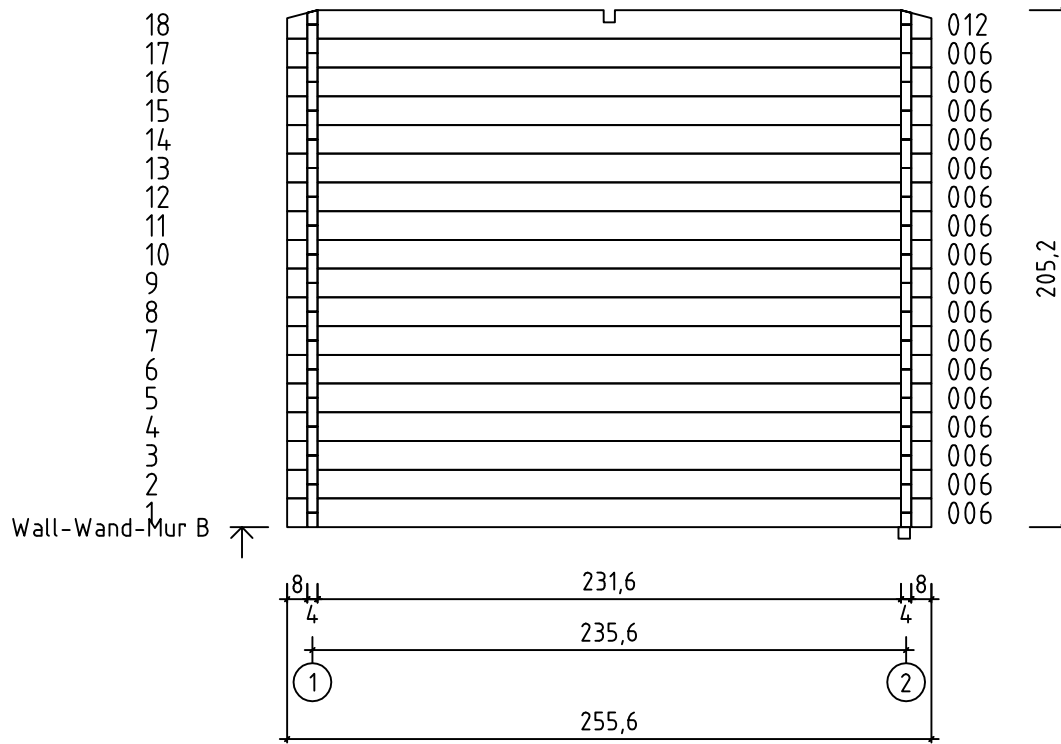
Diagonal must be equal A=B - Prüfung diagonale Austrichtung A=B -
 - Controle des diagonales A=B



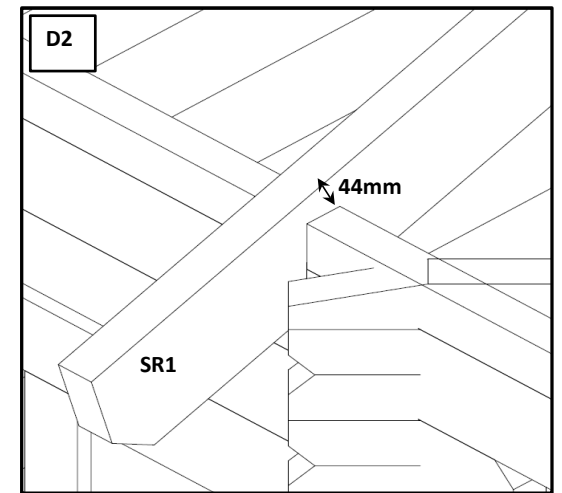
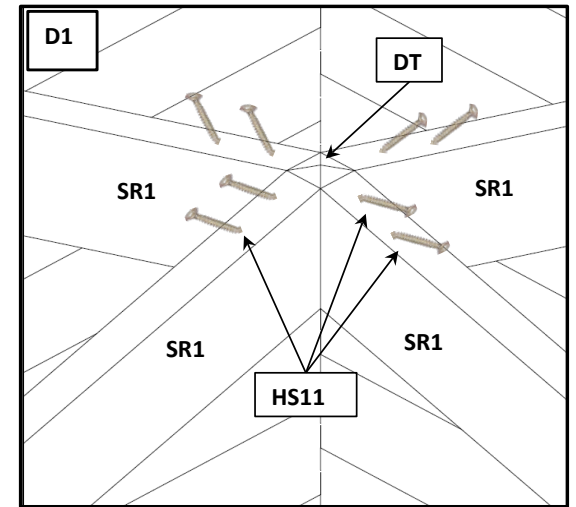
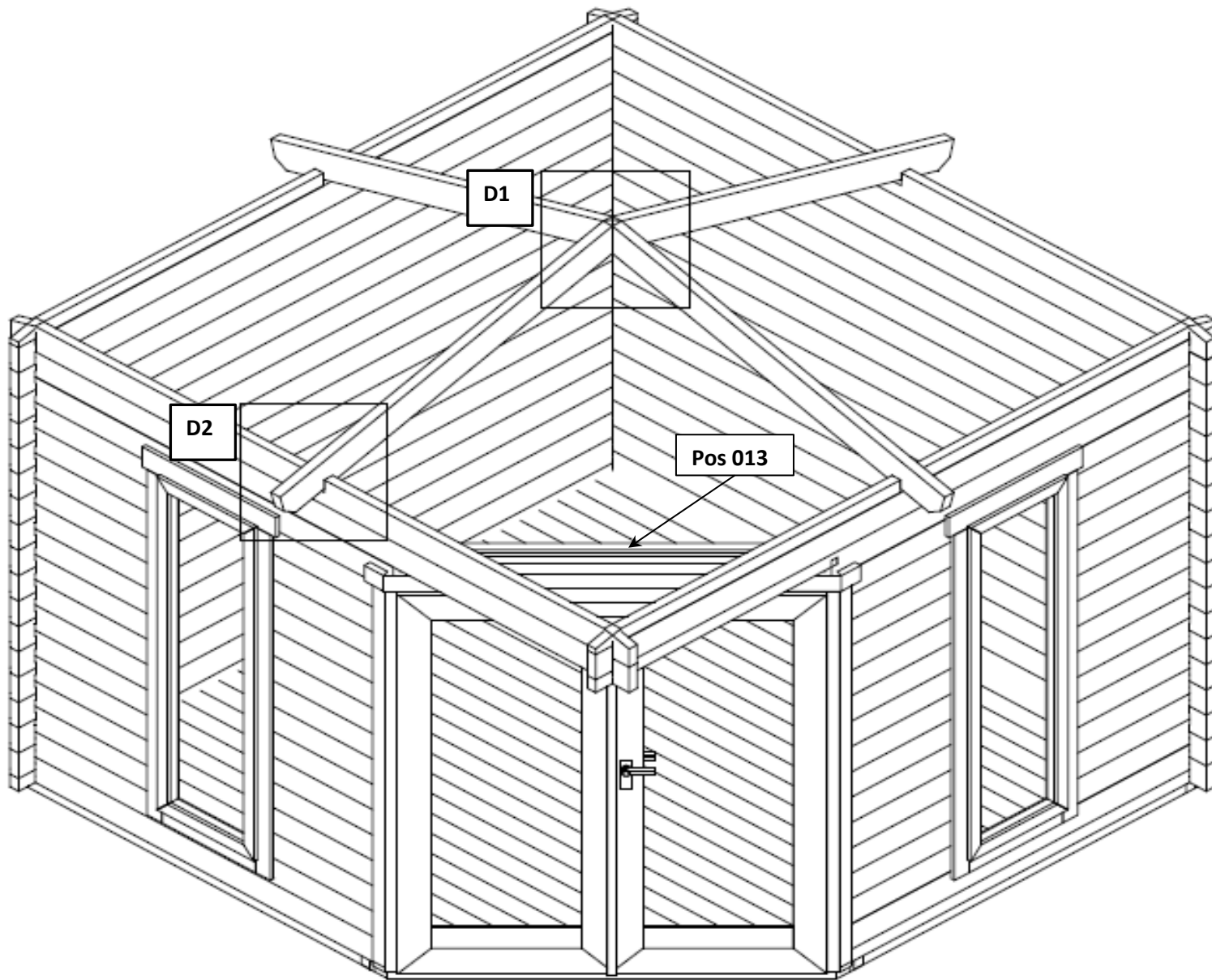
Art. Nr. 408940



Art. Nr. 408940

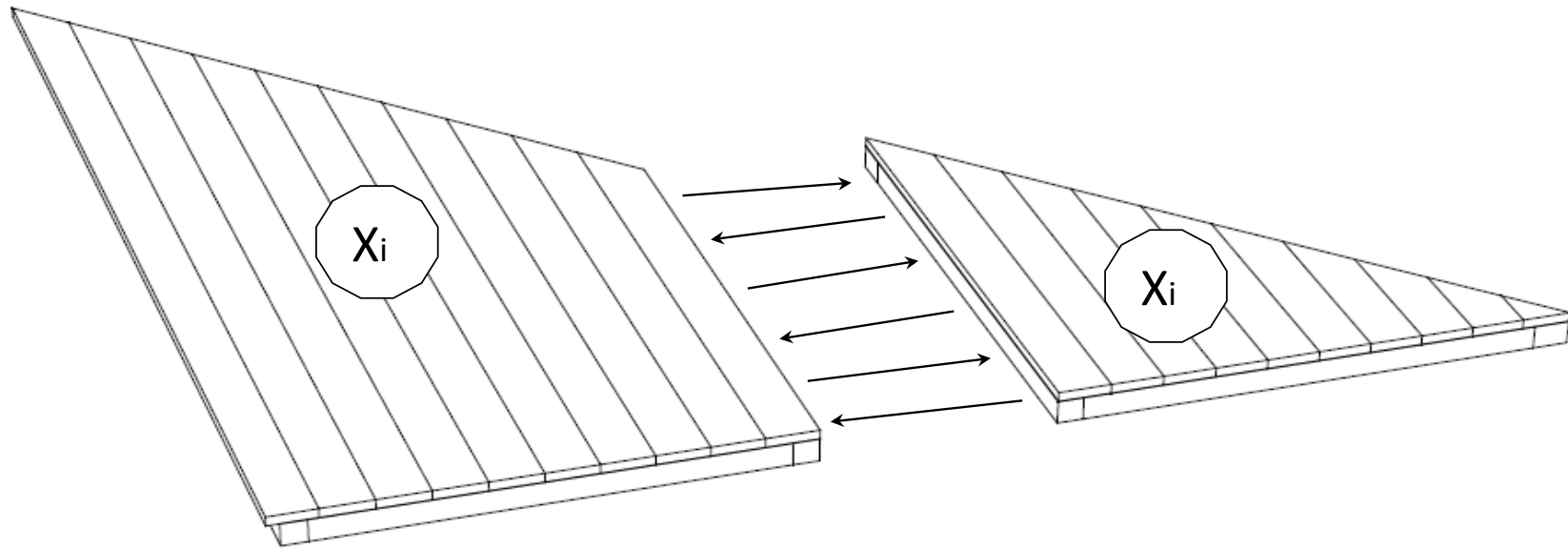


Art. Nr. 408940

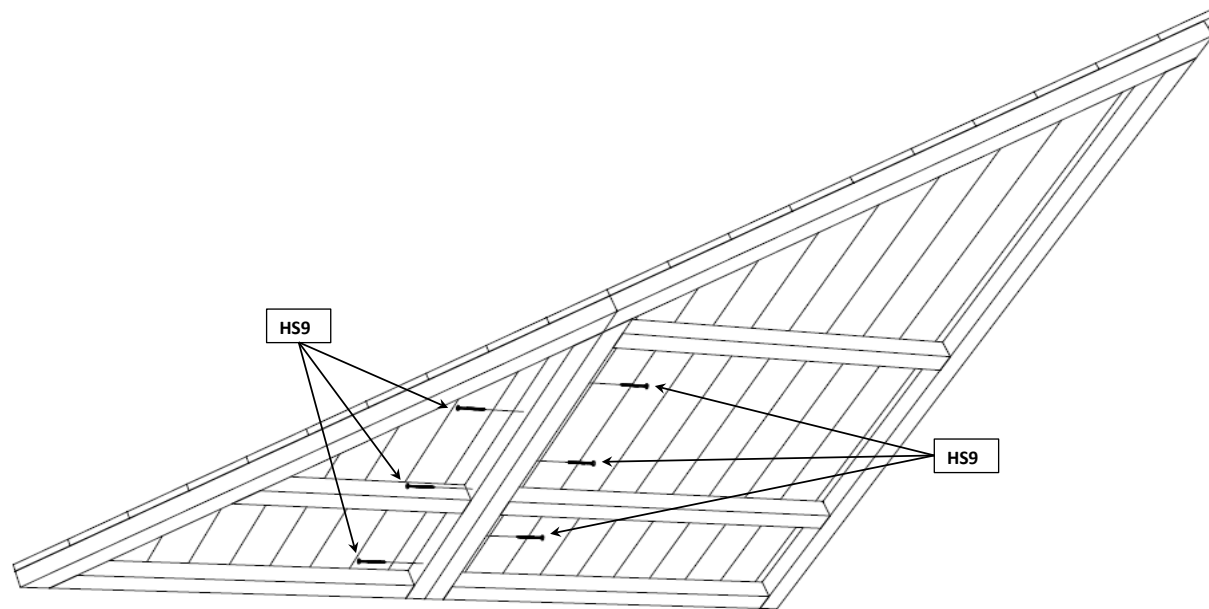


Art. Nr. 408940

TOP VIEW - ANSICHT VON OBEH - VUE DE DESSUS

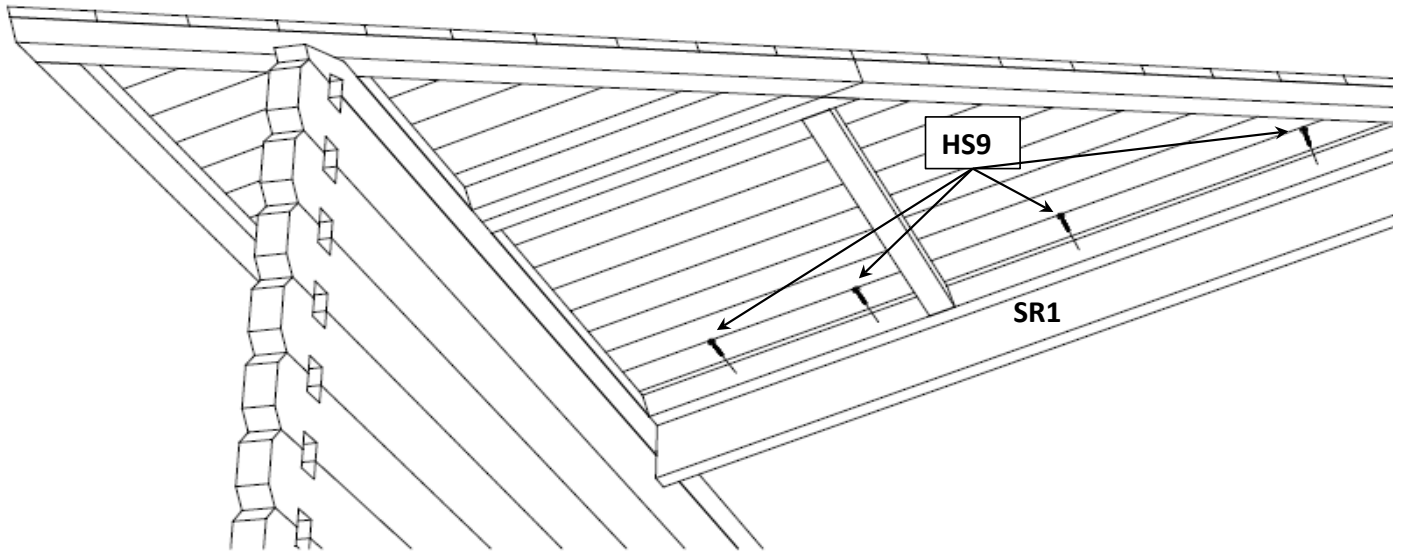


FROM BELOW - VUE DE DESSOUS - ANSICHT VON UNTEN

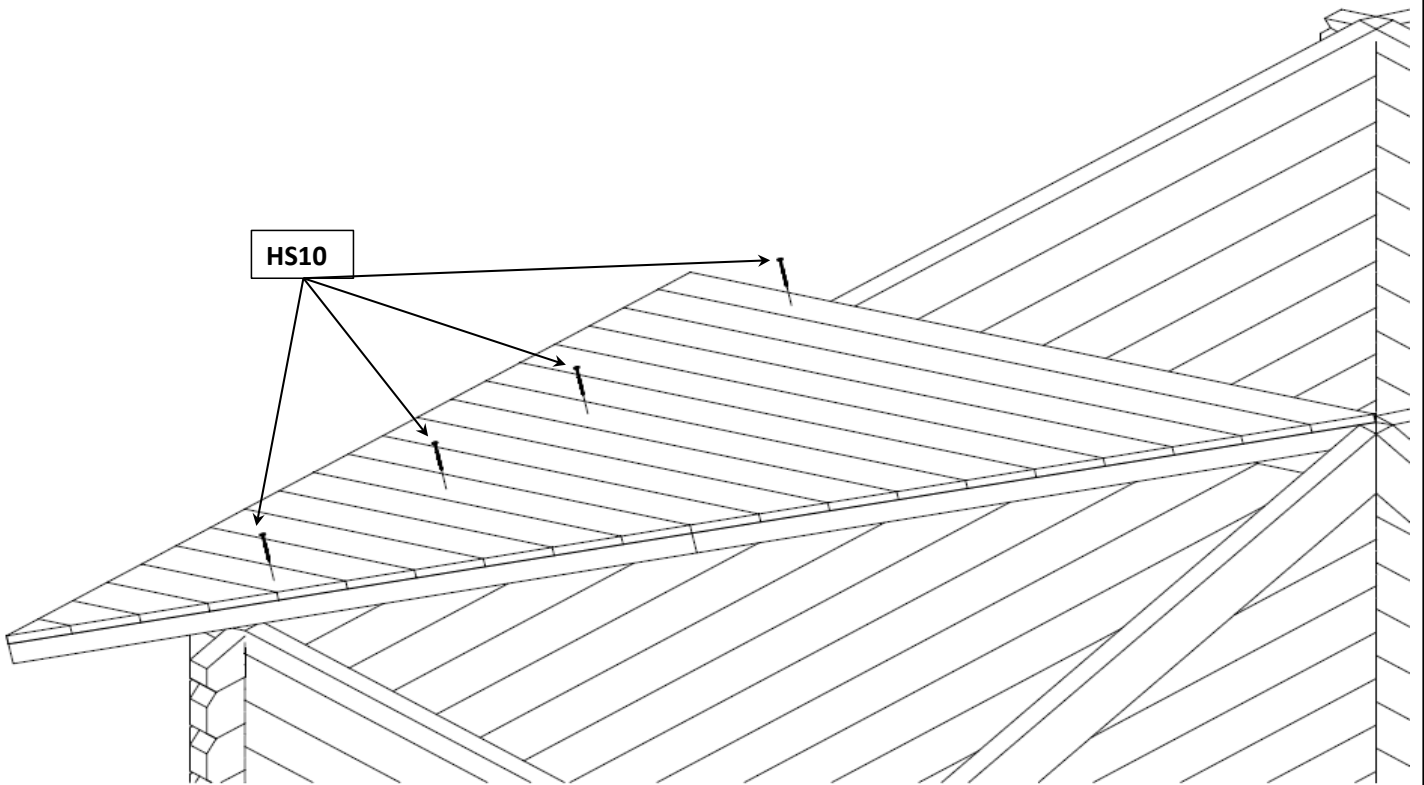


Art. Nr. 408940

FROM BELOW - VUE DE DESSOUS - ANSICHT VON UNTEN

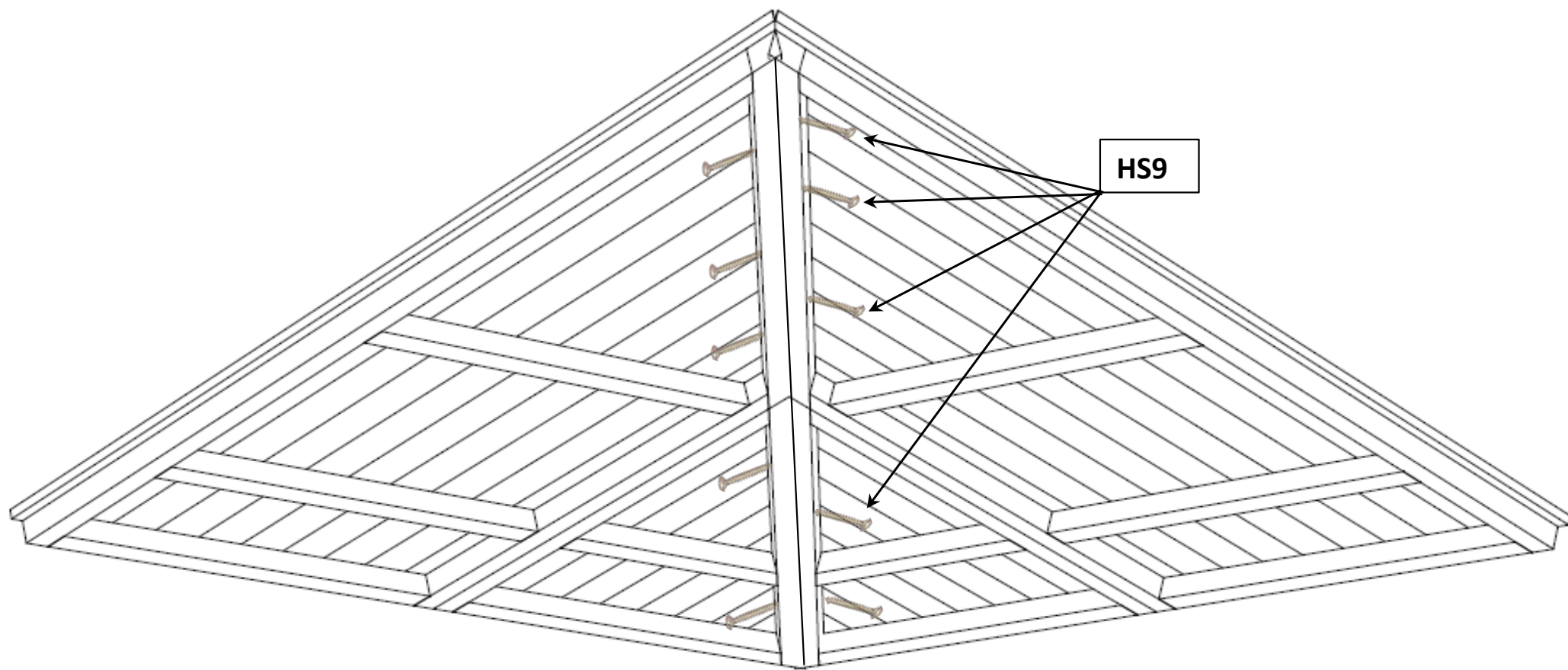


TOP VIEW - ANSICHT VON OBEH - VUE DE DESSUS

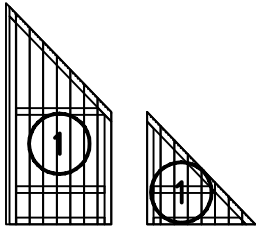
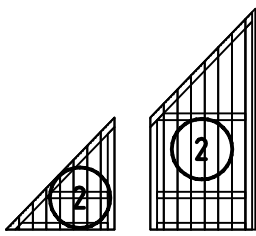
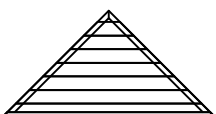


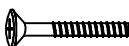




















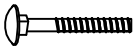


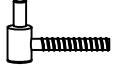
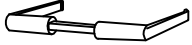
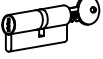
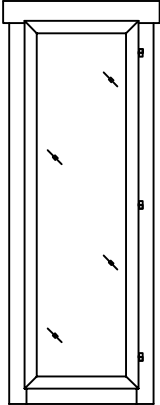
Art. Nr. 408940

FROM BELOW - VUE DE DESSOUS - ANSICHT VON UNTEN



Pos	13.02.2014	Piecelist - Stücklist - Liste des composants Art. Nr. 408940	11/13	Q.	P. (mm)	L. (mm)
001				1	40x57	1357
002				2	40x114	1357
003				27	40x114	409
004				27	40x114	413
005				1	40x114	2556
006				36	40x114	2556
007				2	40x57	1256
008				2	40x57	1256
009				1	40x57	2556
010				1	40x114	1357
011				1	40x114	1439
012				2	40x114	2556
013				1	40x114	1489
IAR4		FOUNDATION - FUNDAMENT - FONDATION		2	45x45	2341
IAR5		FOUNDATION - FUNDAMENT - FONDATION		3	45x45	2296
IAR6		FOUNDATION - FUNDAMENT - FONDATION		1	45x45	2130
IAR2		FOUNDATION - FUNDAMENT - FONDATION		1	45x45	1698
IAR7		FOUNDATION - FUNDAMENT - FONDATION		1	45x45	1680
IAR1		FOUNDATION - FUNDAMENT - FONDATION		1	45x45	1608
IAR3		FOUNDATION - FUNDAMENT - FONDATION		2	45x45	1230
IAR8		FOUNDATION - FUNDAMENT - FONDATION		1	45x45	1185
SR1		RAFTER - DACHSPARREN - CHEVRON		4	44x120	1438
	FLOOR BOARDS - FUSSBODENBRETTER - LAME DE PLANCHER			26	90x18	2312
	FLOOR FILLET-FUSSBODENLEISTE - CORNIERE DE FINITION DU PLANCHER				18x18	9.25
TB	EAVES BOARD - TRAUFBRETT - BANDEAU DE TOIT			4	18x90	3000

Pos	13.02.2014	Piecelist - Stücklist - Liste des composants Art. Nr. 408940	12/13	Q.	P. (mm)	L. (mm)
EL	ROOF SHIELD - ELEMENT - PANNEAU DE TOITURE			4	1461x1411	
EL	ROOF SHIELD - ELEMENT - PANNEAU DE TOITURE			4	1461x1411	
CS	CEILING SHIELD - ELEMENT - PANNEAU DE TOITURE			1	1409x705	
	STORM PROTECTION - STURMLEISTE - - LATTE ANTI-TEMPETE			5	22x45	2000
	ROOF SUPPORT - DACH TRÄGER - SUPPORT DE TOIT			1	44x44	130
	BOLT FOR WINDOW HANDLE FITTINGS - BOLZEN FÜR FENSTERGRIFF BESCHLAG - BOULON POUR POIGNÉE D'OUVERTURE DE FENETRE			8		
	SCREW FOR TRIANGULAR FIXING - MONTAGENSCHRAUBE FÜR DREIECKIGE - - VIS D'ASSEMBLAGE POUR TRIANGLE			10	4x60	
	SCREW FOR 1. WALL BEAM - SCHRAUBE FÜR 1. BOHLENREIHE - VIS DE FIXATION DES FONDATIONS			4	5x90	
	SCREW FOR DOOR FILLET - SCHRAUBE ZUR BEFESTIGUNG TÜRLEISTE - VIS D'ASSEMBLAGE DU CADRE DE PORTE			5	3x30	
	SCREW FOR U-PROFILE - SCHRAUBE ZUR BEFESTIGUNG U-PROFILS - VIS A TETE FRAISÉE POUR PROFIL U			4	4.5x80	
	SCREW FOR EAVES BOARDS - SCHRAUBEN FÜR TRAUFBRETTEN - VIS DE FIXATION POUR BANDEAU DE TOIT			28	4x40	
	SCREW FOR POS 013 - SCHRAUBEN FÜR POS 013 - - VIS POUR POS 013			4	4x60	
HS10	SCREW FOR SHIELD - SCHRAUBEN ZUR ELEMENT VIS POUR DE PANNEAU DE TOITURE			48	5x120	
HS11	SCREW FOR RAFTER - SCHRAUBEN FÜR DACHSPARREN - - SCHRAUBEN FÜR DACHSPARREN - VIS POUR CHEVRON			12	5x120	
	SCREW FOR FUNDAMENT - SCHRAUBEN ZUR BEFESTIGUNG FUNDAMENT - VIS POUR FONDATION			23	5x90	
	SCREW FOR POS 005 - SCHRAUBEN FÜR POS 005 - - VIS POUR POS 005			2	5x90	
	SCREW FOR DOOR JAMB - SCHRAUBE FÜR TÜRRAHMEN - VIS DE FIXATION POUR MONTANT DE PORTE			4	5x90	
HS9	SCREW FOR SHIELD - SCHRAUBEN ZUR ELEMENT VIS POUR DE PANNEAU DE TOITURE			120	6x80	

Pos	13.02.2014	Piecelist - Stücklist - Liste des composants Art. Nr. 408940	13/13	Q.	P. (mm)	L. (mm)
		SCREW FOR DOORSTEP - SCHRAUBEN FÜR SWELLE - VIS DE FIXATION DU SEUIL DE PORTE		3	4.5x65	
		WINDOW HANDLE FITTINGS - FENSTERGRIFF - POIGNÉE D'OUVERTURE DE FENETRE		4		
		ZN NAIL FOR FLOOR FILLET - ZN NÄGEL FÜR FUSSBODENLEISTE - POINTE POUR CORNIERE DE FINITION DU PLANCHER		19	1.4x40	
		HAMMER BLOCK - SCHLAGHOLZ - CALLE DE FRAPPE		1		
		NUT FOR STORM PROTECTION - SCHRAUBENMUTTER FÜR STURMLEISTE - ÉCROU POUR LAME ANTI-TEMPETE		10	D6	
		ZN NAIL FOR FLOOR - ZN NÄGEL FÜR FUSSBODENBRETTER - CLOUS POUR PLANCHER		147	2x50	
		BOLT FOR STORM PROTECTION - BOLZEN FÜR STURMLEISTE - VIS POUR LAME ANTI-TEMPETE		10	6x70	
		WASHER FOR STORM PROTECTION - DICHTSCHEIBE FÜR STURMLEISTE - RONDELLE POUR LAME ANTI-TEMPETE		10	D6	
		SET OF DOOR LOCK COVERS - SCHLOSSBLENDEN - SET DE GARNITURES DE SERRURE DE PORTE		1		
		MALE BOLT HINGE FOR DOOR - TÜRRIEGEL - PARTIE MALE DE CHARNIERE DE PORTE		6		
		DOOR HANDLE FITTINGS - TÜRGRIFF - SET DE GARNITURES DE SERRURE DE PORTE		1		
		CYLINDER LOCK - ZYLINDERSCHLOSS - CYLINDRE DE SERRURE		1		
		WINDOW - FENSTER - FENETRE 525x1560 DGP	AK.1.100.PVP.j	2		
						
		DOOR - TÜR - PORTE 1494x1736 DGP	TUK.1.100.PVP.MM5c	1		
		