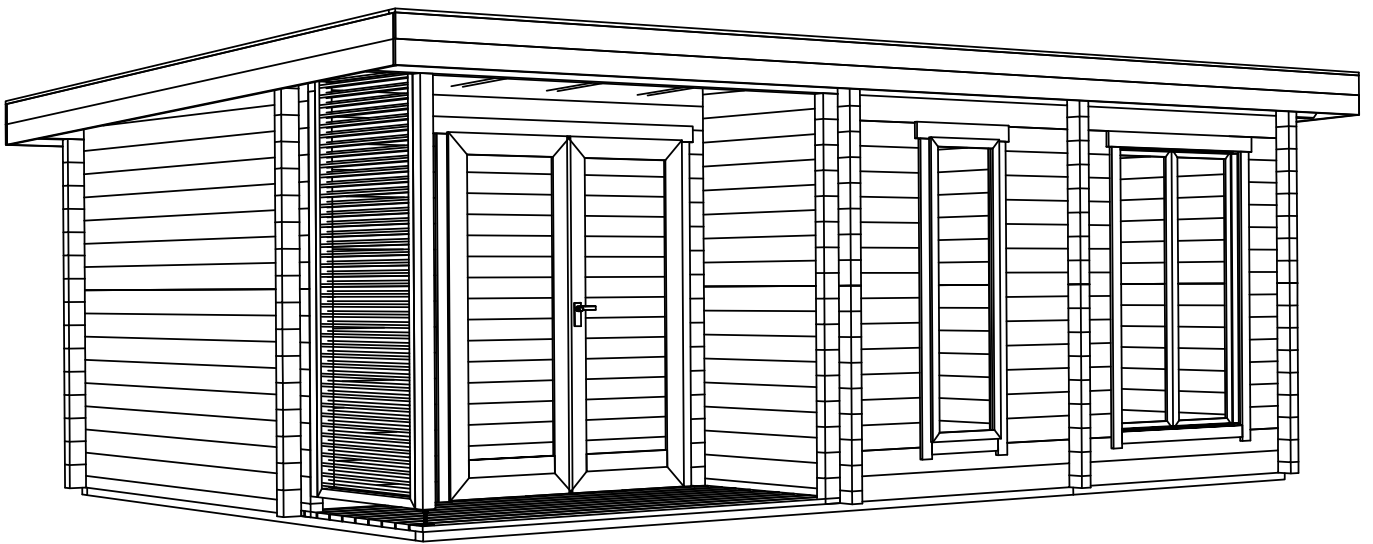
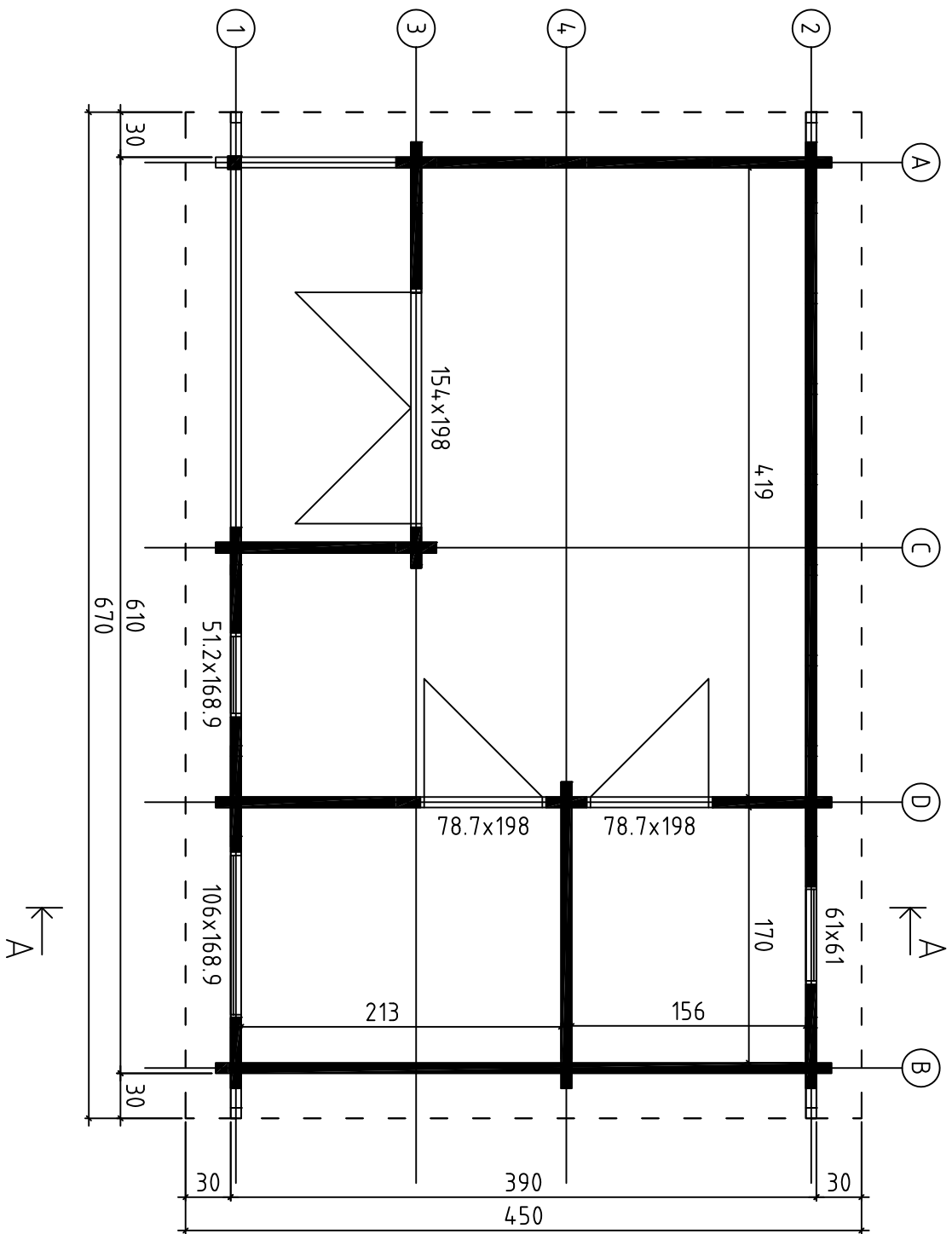


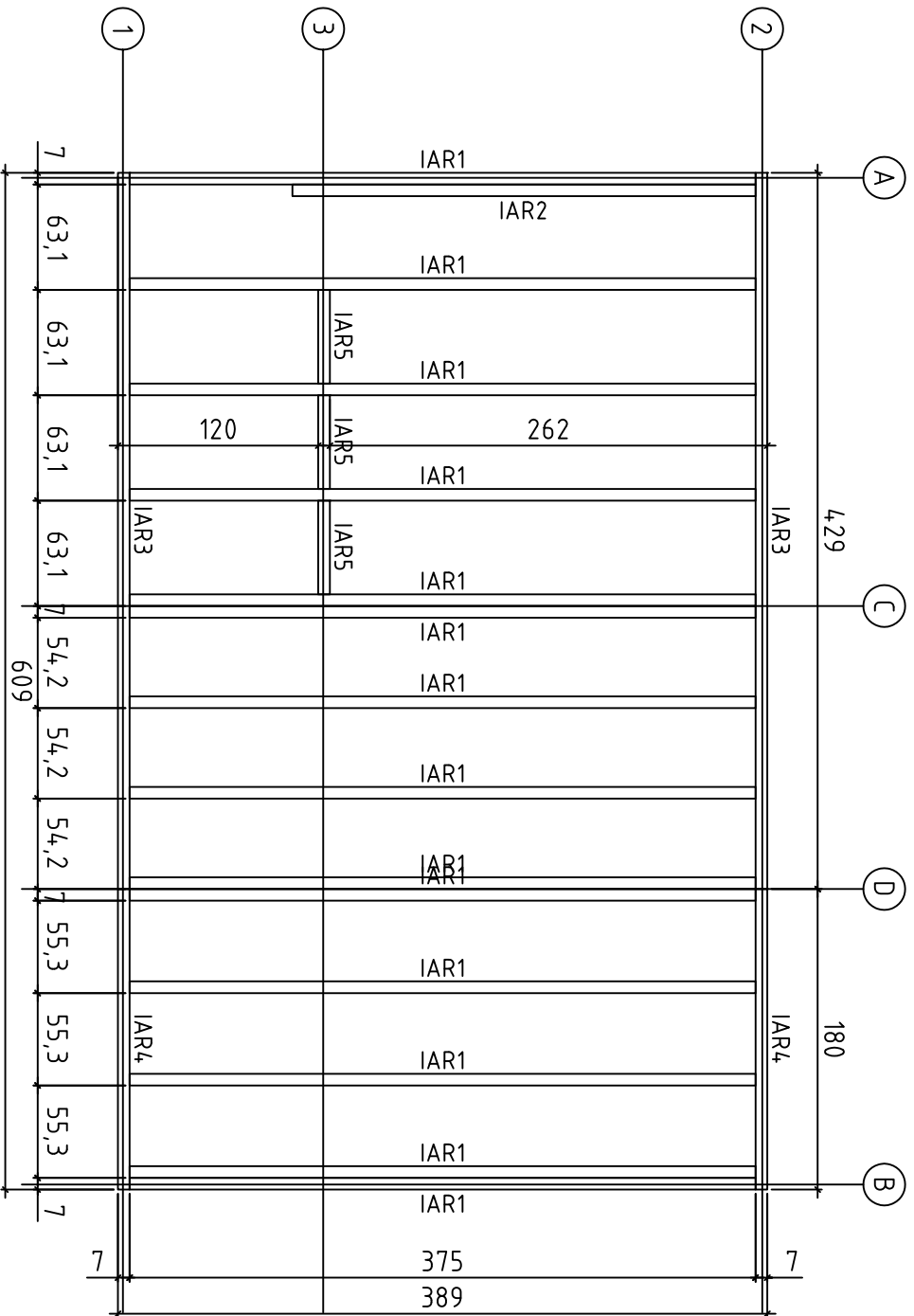
*Orkney 4*  
*Art.No. 704502*



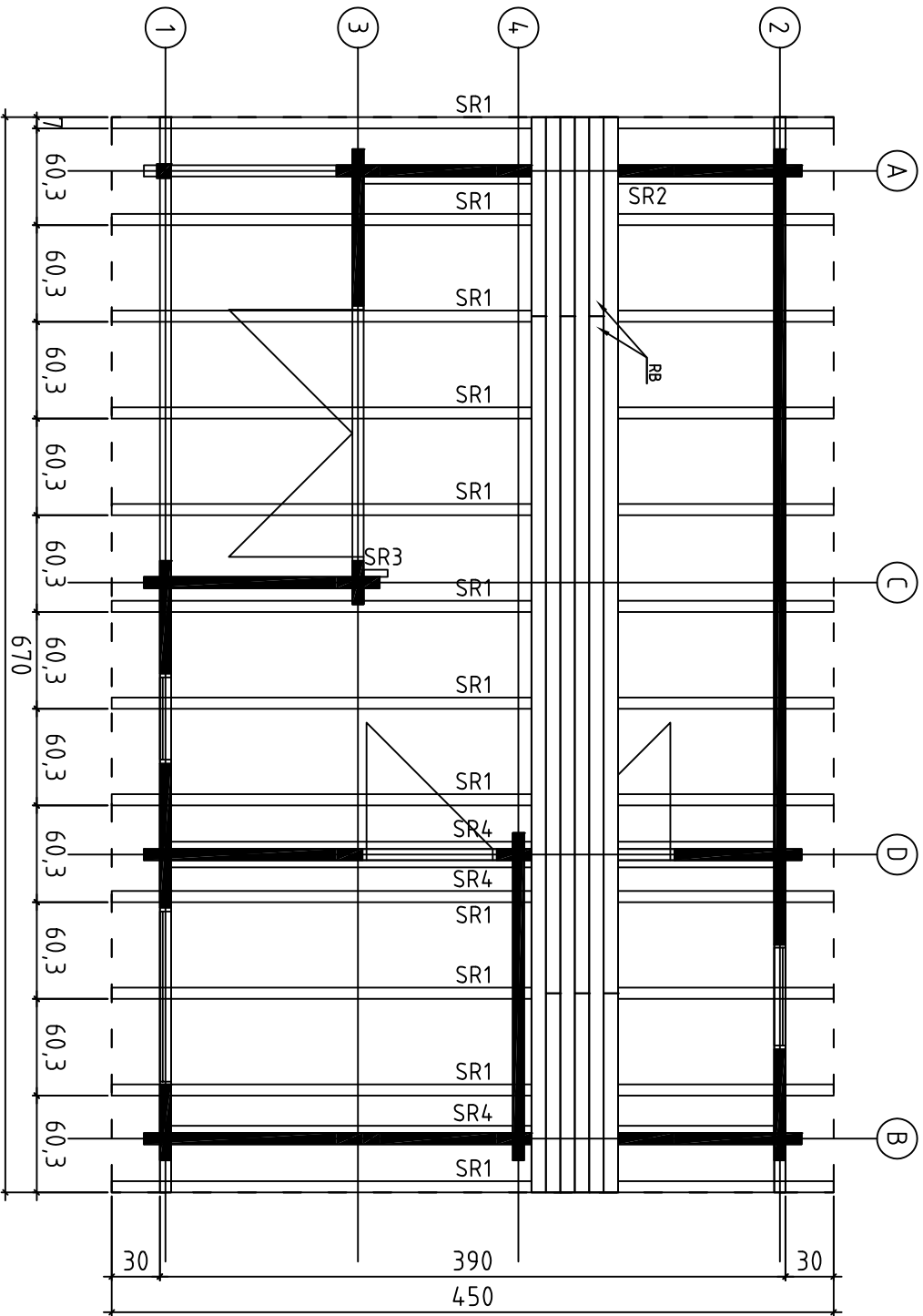
Orkney 4, Art.No. 704502  
GRUNDPLAN - GRUNDPLAN - PLAN DE MASSE



Orkney 4, Art.No.704502  
FOUNDATION - FUNDAMENT - FONDATION

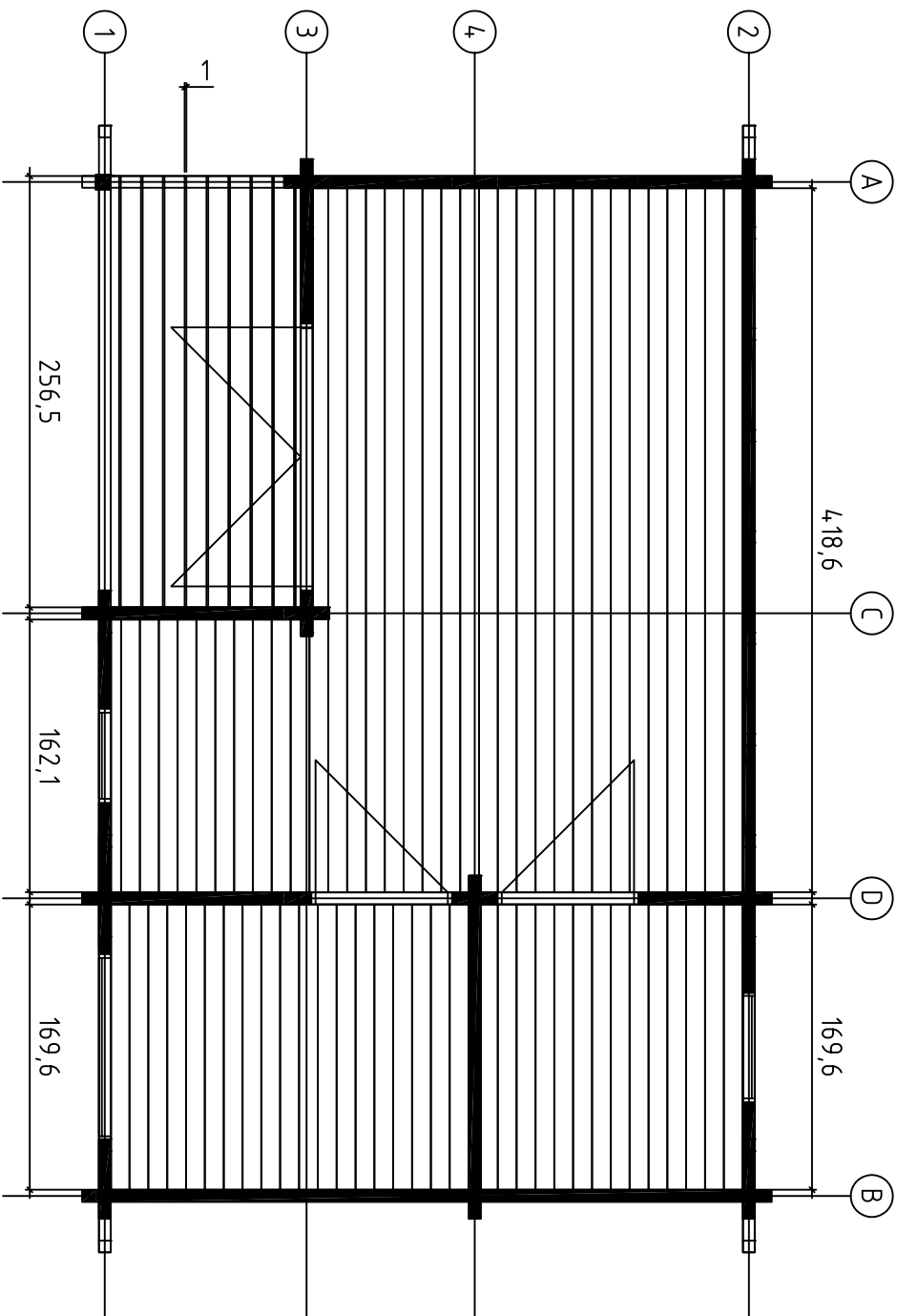


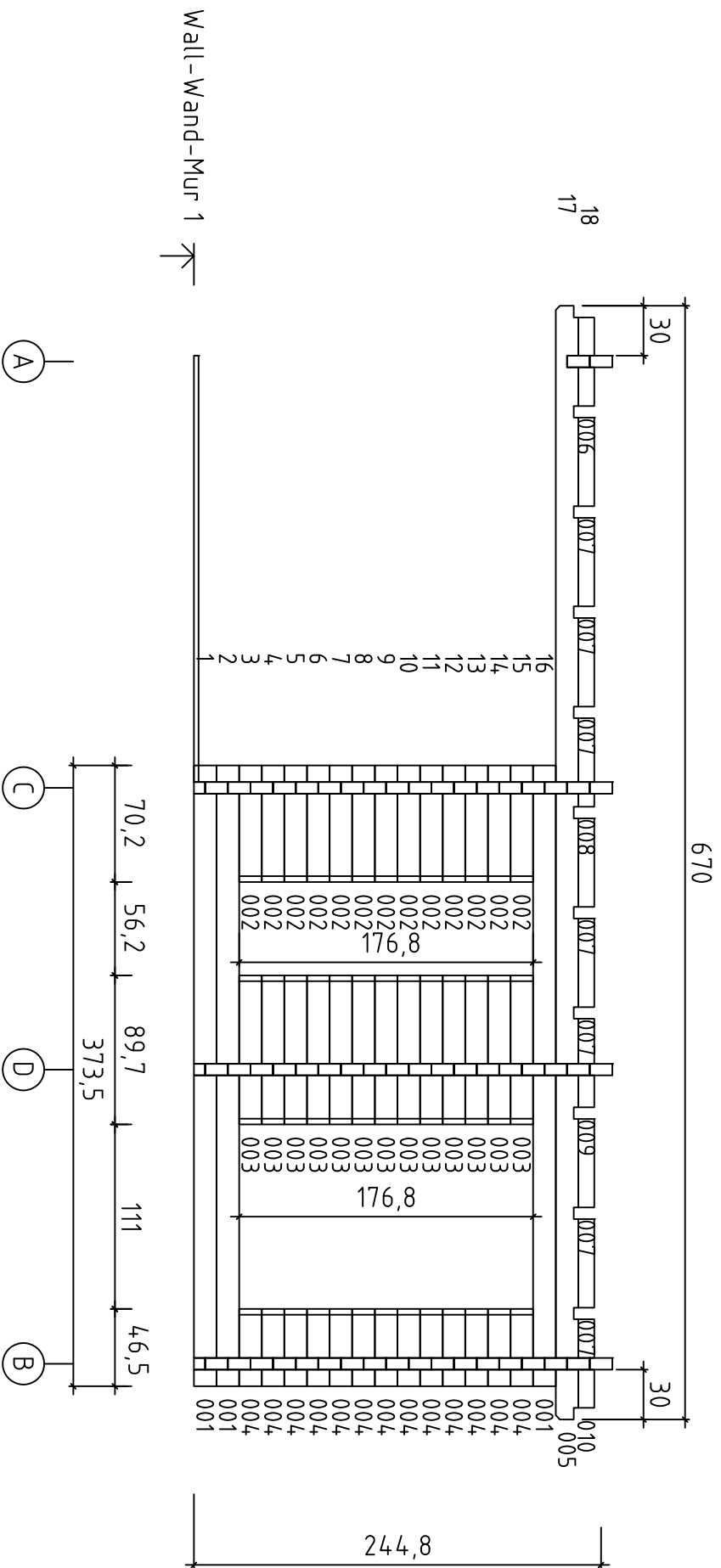
Orkney 4, Art.No.704502  
RAFTERS PLAN - DACHSPARREN - PLAN DE CHEVRON

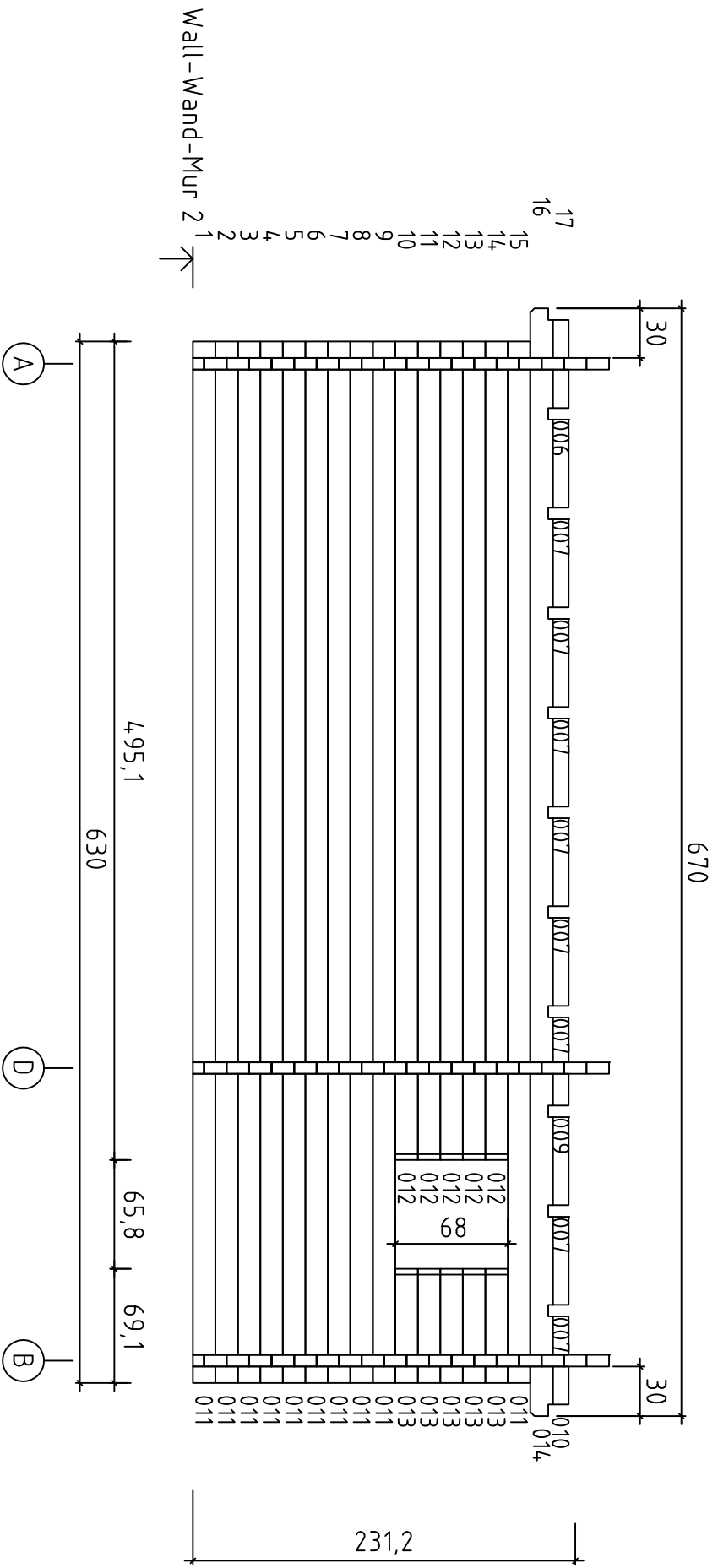


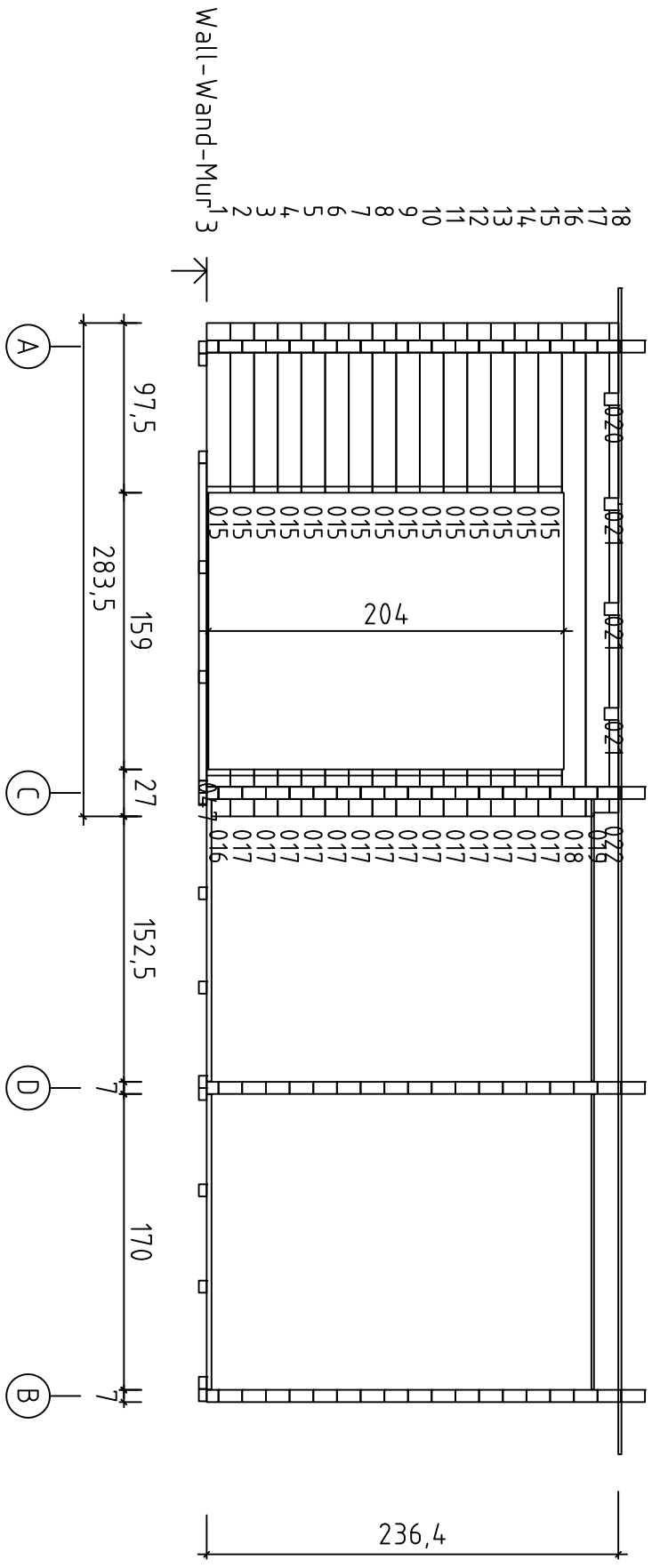
Orkney 4, Art.No.704502

FLOOR BOARDS - FUSSBODENBRETTER - PLAN POSE PLANCHER



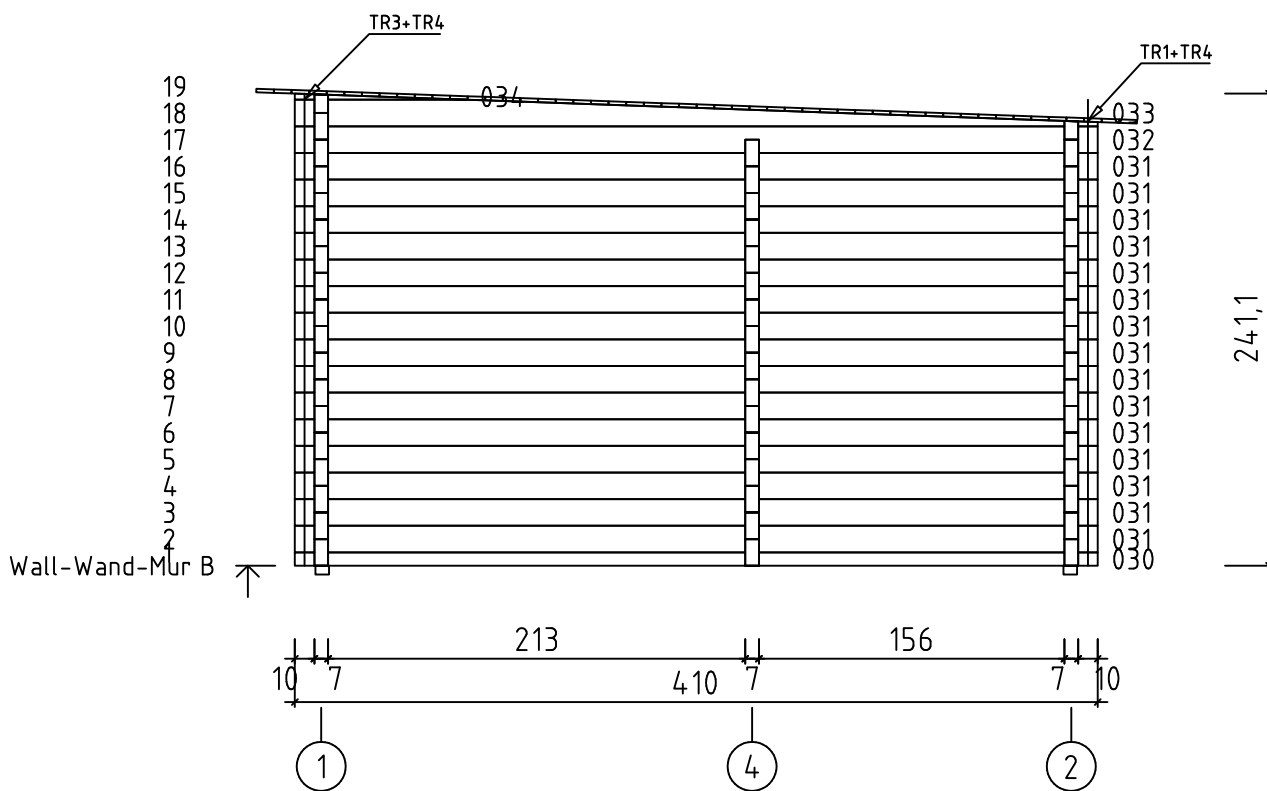
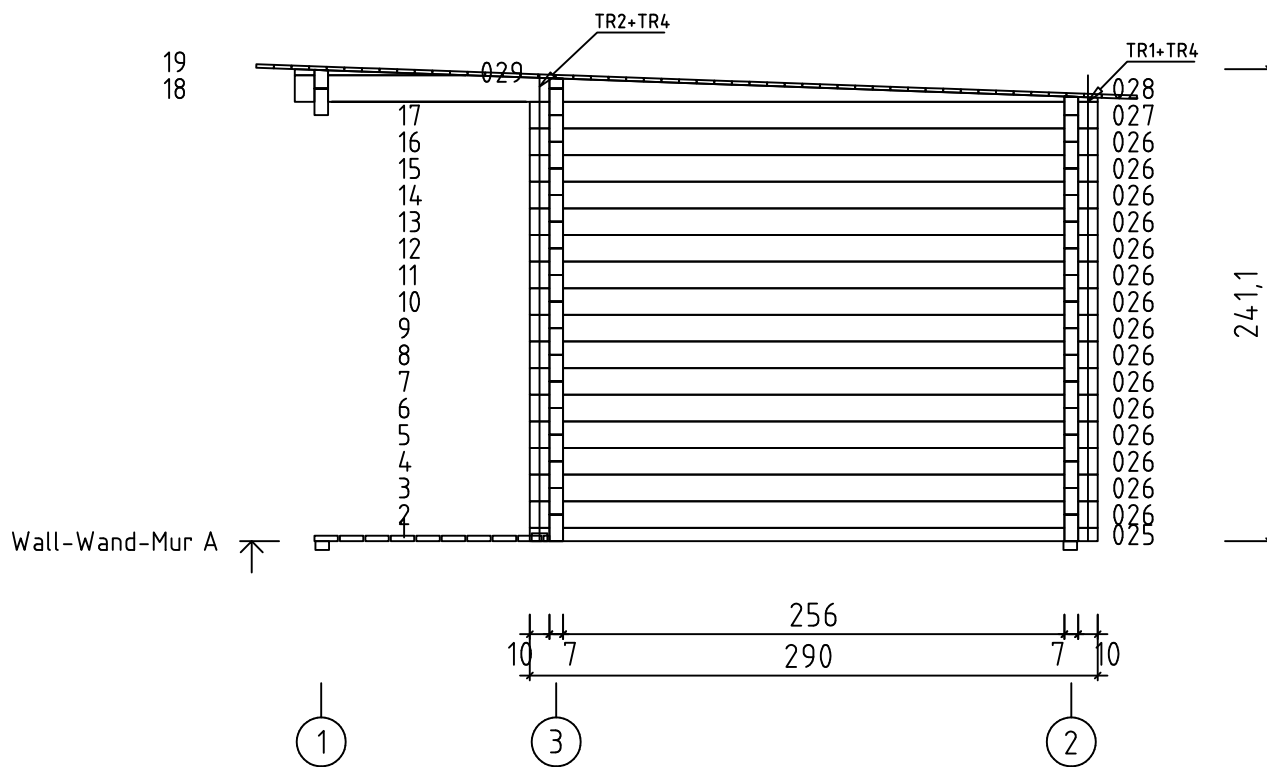




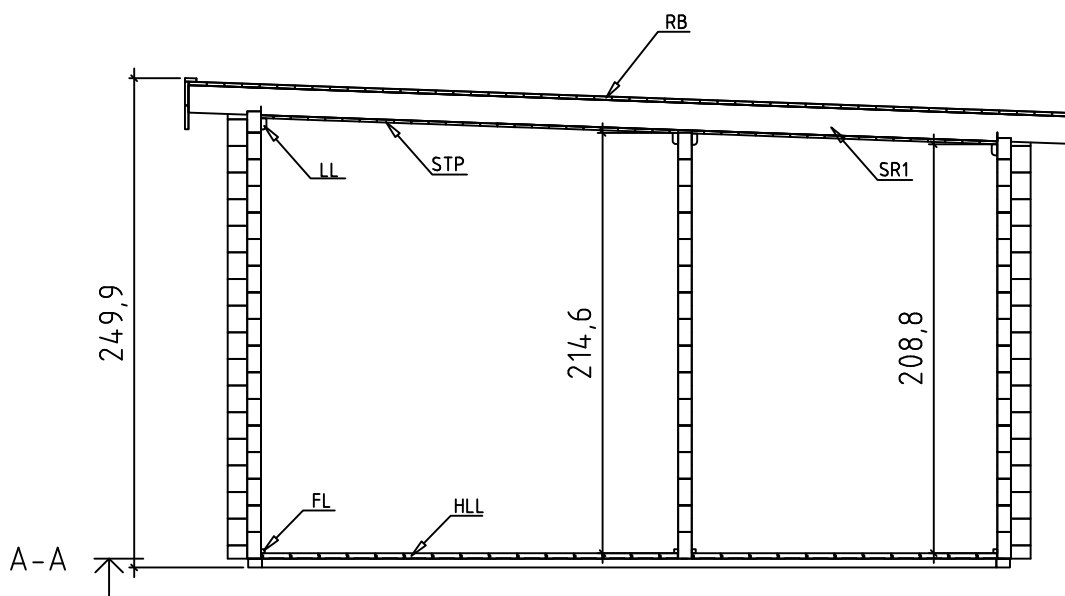
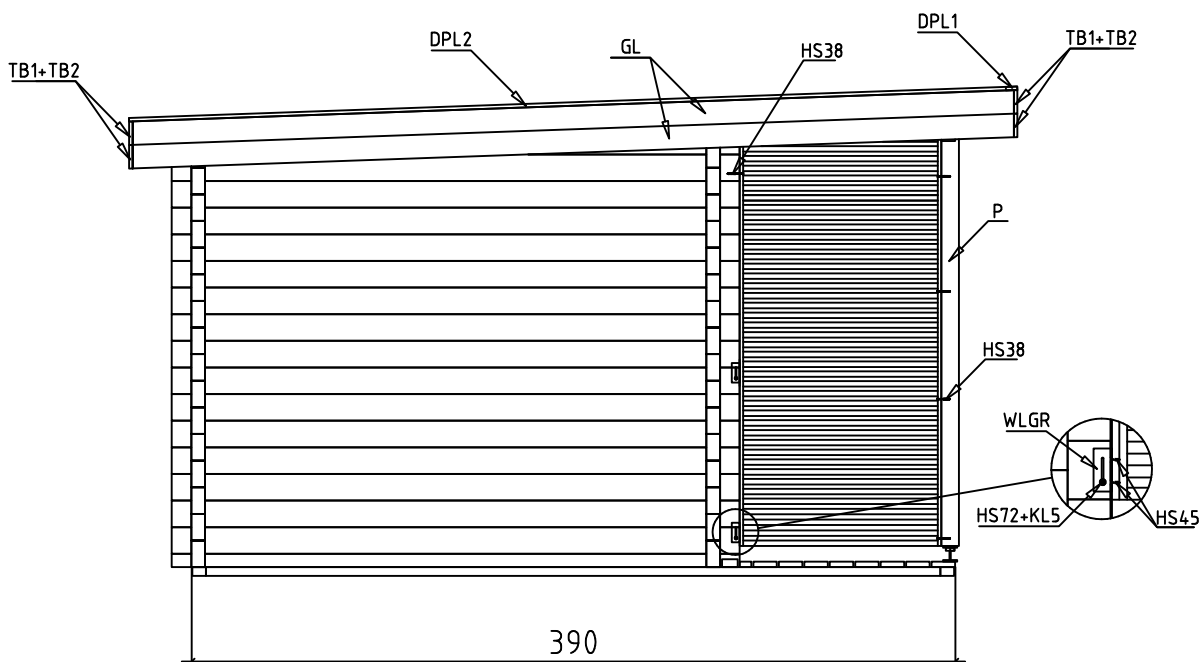
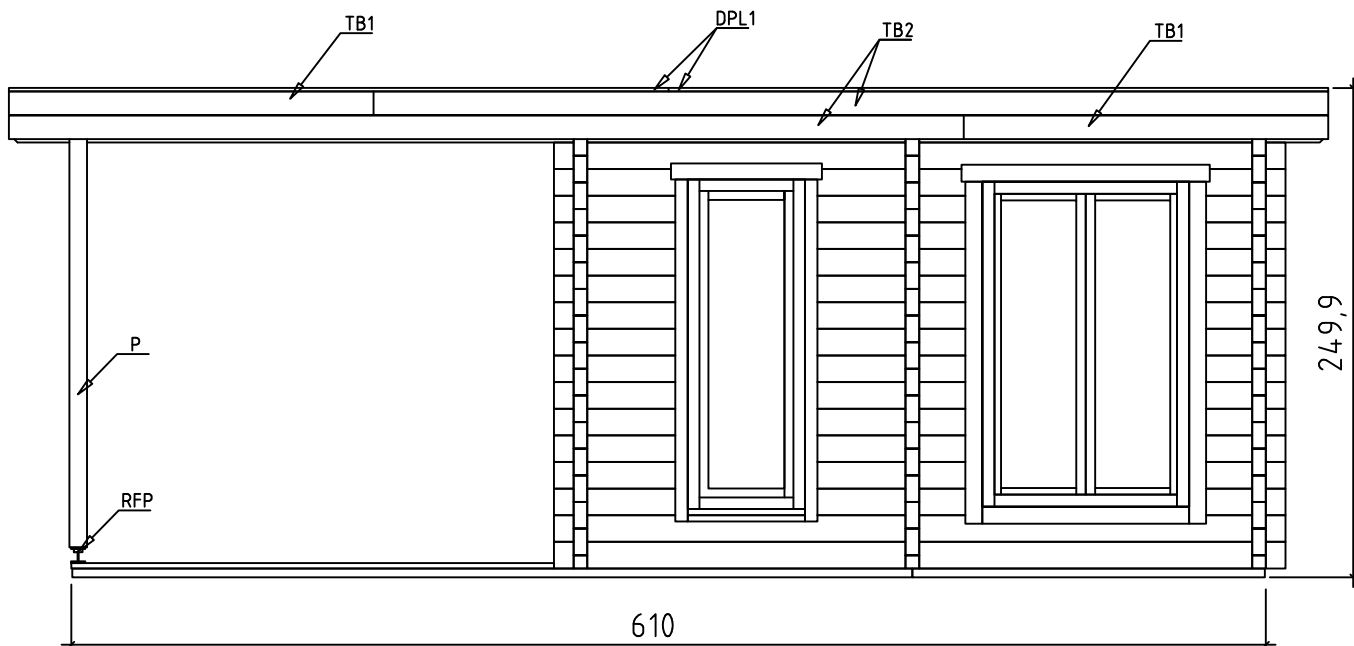


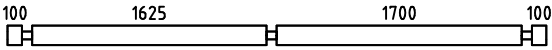
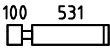
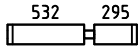

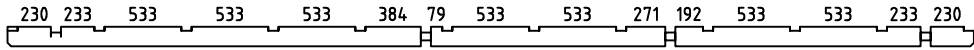







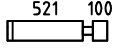




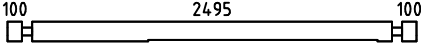




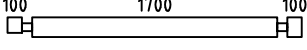

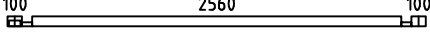


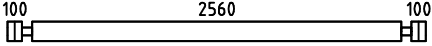

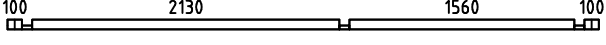


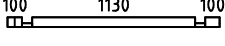

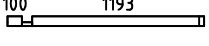





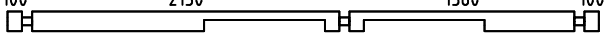





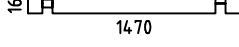
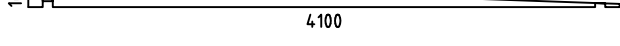








































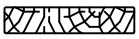
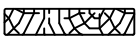





































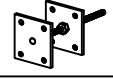

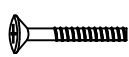

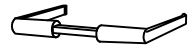
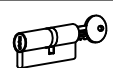
Pos	Orkney 4, Art.No.704502 Piece list - Stückliste - Liste des pieces	Q.	P (mm)	L (mm)
001		3	70x136	3735
002		13	70x136	701
003		13	70x136	897
004		13	70x136	465
005		1	70x136	6700
006		2	70x95	533
007		15	70x95	533
008		1	70x95	533
009		2	70x95	533
010		2	70x95	533
011		10	70x136	6300
012		5	70x136	4951
013		5	70x136	691
014		1	70x136	6700
015		15	70x136	975
016		1	70x136	270
017		14	70x136	270
018		1	70x136	2835
019		1	70x136	2835
020		1	70x53	403
021		3	70x53	533
022		1	70x53	533
023		1	70x136	2040
024		15	70x136	2040
025		1	70x68	2900


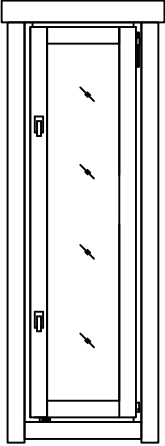
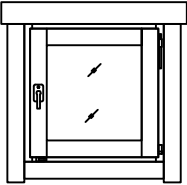
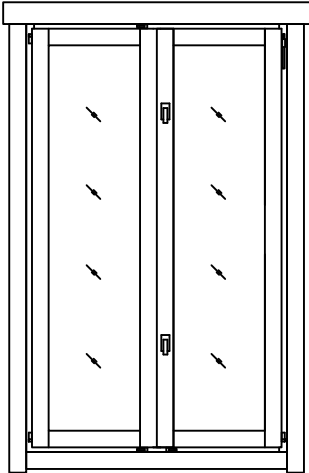
Pos	Orkney 4, Art.No.704502 Piece list - Stückliste - Liste des pieces	Q.	P (mm)	L (mm)
026		15	70x136	2900
027		1	70x136	2900
030		1	70x68	4100
031		15	70x136	4100
032		1	70x136	4100
035		1	70x68	1470
036		16	70x136	1470
038		1	70x68	1363
039		1	70x68	270
040		1	70x68	793
041		14	70x136	1363
042		14	70x136	270
043		14	70x136	793
044		1	70x136	4100
045		1	70x136	4100
047		1	70x10	1590
048		2	70x10	837
WA-1		1		
WB-1		1		
WC-1		1		
WD-1		1		
IAR3	FOUNDATION - FUNDAMENT - FONDATION 	2	70x45	4290
IAR1	FOUNDATION - FUNDAMENT - FONDATION 	14	70x45	3750
IAR2	FOUNDATION - FUNDAMENT - FONDATION 	1	70x45	2775
IAR4	FOUNDATION - FUNDAMENT - FONDATION 	2	70x45	1800

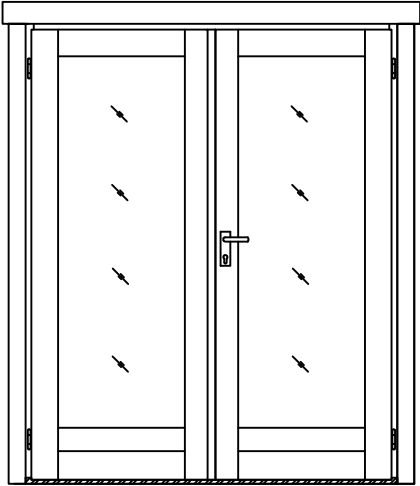
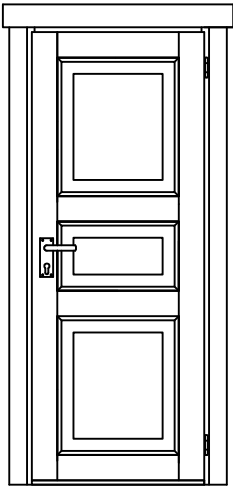
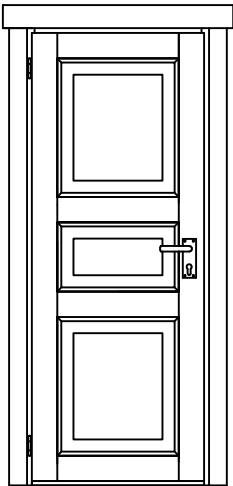
Pos	Orkney 4, Art.No.704502 Piece list - Stückliste - Liste des pieces	Q.	P (mm)	L (mm)
IAR5	FOUNDATION - FUNDAMENT - FONDATION 	3	70x45	561
SR1	RAFTER - DACHSPARREN - CHEVRON 	8	70x140	4508
SR1	RAFTER - DACHSPARREN - CHEVRON 	4	70x140	4508
SR4	RAFTER - DACHSPARREN - CHEVRON 	3	45x45	3764
SR2	RAFTER - DACHSPARREN - CHEVRON 	1	45x45	2563
SR3	RAFTER - DACHSPARREN - CHEVRON 	1	45x45	152
STP	CEILING BOARDS - DECKENBRETTER - VOLIGES SOUS PLAFOND 	24	111x15	4186
STP	CEILING BOARDS - DECKENBRETTER - VOLIGES SOUS PLAFOND 	35	111x15	1696
STP	CEILING BOARDS - DECKENBRETTER - VOLIGES SOUS PLAFOND 	10	111x15	1621
PTL	FLOOR BOARDS - FUSSBODENBRETTER - LAME DE PLANCHER 	23	112x28	4186
PTL	FLOOR BOARDS - FUSSBODENBRETTER - LAME DE PLANCHER 	33	112x28	1696
PTL	FLOOR BOARDS - FUSSBODENBRETTER - LAME DE PLANCHER 	11	112x28	1621
RB	ROOF BOARDS - DACHBRETTER - VOLIGES 	50	90x18	5460
RB	ROOF BOARDS - DACHBRETTER - VOLIGES 	50	90x18	1240
	TERRACE BOARDS - TERRASSENBRETTER - PLANCHER DE TERRASSE 	10	120x28	2565
LL	CEILING FILLET - DECKELEISTE - PROFIL DE FINITION POUR SOUS PLAFOND 		15x40	30.04
FL	FLOOR FILLET-FUSSBODENLEISTE - CORNIERE DE FINITION DU PLANCHER 		18x18	30.03
DPL1	ROOFING FELT FILLET - DACHPAPPENLEISTE - BAGUETTE DE FIXATION DU FEUTRE BITUMEUX 	2	18x58	3369
DPL2	ROOFING FELT FILLET - DACHPAPPENLEISTE - BAGUETTE DE FIXATION DU FEUTRE BITUMEUX 	2	18x58	4481
TR1	TREADED ROD M12 - GEWINDESTANGE M12 - TIGE FILETÉE M12 	2		300
TR2	TREADED ROD M12 - GEWINDESTANGE M12 - TIGE FILETÉE M12 	1		355
TR3	TREADED ROD M12 - GEWINDESTANGE M12 - TIGE FILETÉE M12 	2		410
TR4	TREADED ROD M12 - GEWINDESTANGE M12 - TIGE FILETÉE M12 	5		2000
LPL	FIXING FILLET - FIXIRUNGSLEISTE - PROFIL DE FIXATION 	2	20x70	512
LPL	FIXING FILLET - FIXIRUNGSLEISTE - PROFIL DE FIXATION 	2	20x70	610

Pos	Orkney 4, Art.No.704502 Piece list - Stückliste - Liste des pieces	Q.	P (mm)	L (mm)
LPL	FIXING FILLET - FIXIRUNGSLEISTE - PROFIL DE FIXATION 	2	20x70	650
LPL	FIXING FILLET - FIXIRUNGSLEISTE - PROFIL DE FIXATION 	2	20x70	787
LPL	FIXING FILLET - FIXIRUNGSLEISTE - PROFIL DE FIXATION 	2	20x70	1060
LPL	FIXING FILLET - FIXIRUNGSLEISTE - PROFIL DE FIXATION 	1	20x70	1540
LPL	FIXING FILLET - FIXIRUNGSLEISTE - PROFIL DE FIXATION 	4	20x70	1729
LPL	FIXING FILLET - FIXIRUNGSLEISTE - PROFIL DE FIXATION 	6	20x70	2000
P	POST - PFOSTEN - POTEAU 	1	90x90	2136
TB1	EAVES BOARD - TRAUFBRETT - BANDEAU DE TOIT 	4	18x120	1863
TB2	EAVES BOARD - TRAUFBRETT - BANDEAU DE TOIT 	4	18x120	4876
TBE6	FIXING FILLET FOR WINDOW - FIXIRUNGSLEISTE FÜR FENSTER - PROFIL DE FIXATION DES FENETRES 	2	28x34	650
TBE6	FIXING FILLET FOR WINDOW - FIXIRUNGSLEISTE FÜR FENSTER - PROFIL DE FIXATION DES FENETRES 	4	28x34	1729
TBE6	FIXING FILLET FOR DOOR - FIXIRUNGSLEISTE FÜR TÜR - PROFIL DE FIXATION DES PORTES 	4	28x34	1894
TBE6	FIXING FILLET FOR DOOR - FIXIRUNGSLEISTE FÜR TÜR - PROFIL DE FIXATION DES PORTES 	2	28x34	1990
GL	GABLE MOULDING - GIEBELLEISTE PLANCHE DE RIVE 	4	18x120	4507
KL4	LENGTHENING BOLT FOR TREADED ROD - VERLÄNGERUNGSMUTTER FÜR GEWINDESTANGE - MANCHON DE RACCORDEMENT DE TIGE FILETÉE 	5		
KL1	DRIVE NUT TREADED ROD - EINSCHLAGMUTTER FÜR GEWINDESTANGE - ÉCROU A FRAPPER POUR TIGE FILETÉE 	5		
KL2	NUT FOR TREADED ROD - MUTTER FÜR GEWINDESTANGE - ÉCROU POUR TIGE FILETÉE 	5		
KL3	PLAIN WASHER TREADED ROD - UNTERLEGSSCHEIBE FÜR GEWINDESTANGE - RONDELLE PLATE POUR TIGE FILETÉE 	5		
HS83	SCREW FOR FIXING FILLET - SCHRAUBEN FÜR FIXIRUNGSLEISTE - VIS POUR PROFIL DE FIXATION 	89	3.5x50	
HS32	SCREW FOR EAVES BOARDS - SCHRAUBEN FÜR TRAUFBRETT - VIS DE FIXATION POUR BANDEAU DE TOIT 	104	3.5x50	
HS84	SCREW FOR FIXING FILLET - SCHRAUBEN FÜR FIXIRUNGSLEISTE - VIS POUR PROFIL DE FIXATION 	56	3.5x50	
HS16	SCREW FOR GABLE MOULDING - SCHRAUBEN FÜR GIEBELLEISTE - VIS DE FIXATION POUR PLANCHE DE RIVE 	44	3.5x50	
HS38	SCREW FOR FIXING TERRACE RAILING - SCHRAUBE FÜR TERRASSE VIS DE FIXATION DE GARDE-CORPS DE TERRASSE 	5	4.5x80	
HS37	SCREW FOR POST - SCHRAUBEN FÜR PFOSTEN - VIS DE FIXATION DES POTEAUX 	2	4.5x80	
HS45	SCREW FOR SLIDING WALL TIE - SCHRAUBEN FÜR WAND SCHIEBEREGLER - VIS POUR FIXATION ÉQUERRE MÉTALLIQUE AU PARAVENT 	8	4x20	



Pos	Orkney 4, Art.No.704502 Piece list - Stückliste - Liste des pieces	Q.	P (mm)	L (mm)
NFD	SCREW FOR ROOFING FELT FILLET - SCHRAUBEN FÜR DACHPAPPEN-LEISTE - VIS POUR BAGUETTE FIXATION FEUTRE BITUMEUX 	36	4x40	
HS40	SCREW FOR 1. WALL BEAM - SCHRAUBE FÜR 1. BOHLENREIHE - VIS DE FIXATION DES FONDATIONS 	16	5x120	
HS39	SCREW FOR FUNDAMENT - SCHRAUBEN ZUR BEFESTIGUNG FUNDAMENT - VIS POUR FONDATION 	56	5x120	
	SCREW FOR GABLE - SCHRAUBEN FÜR GIEBEL - VIS POUR FIXATION DES PIGNONS 	2	5x120	
HS78	SCREW FOR Pos. 006-010; 020-022 - SCHRAUBEN FÜR für Pos. 006-010; 020-022 VIS POUR FIXATION DERNIÈRE RANGÉE MADRIERS (Pos.006-010; 020-022) 	54	5x120	
HS81	SCREW FOR CEILING BOARD HOLDER - SCHRAUBE FÜR DECKENBRETTER HALTER - VIS DE FIXATION SUPPORT POUR PANNEAUX DE PLAFOND 	35	5x90	
HS44	SCREW FOR RAFTER - SCHRAUBEN ZUR BEFESTIGUNG DACHSPARREN - VIS POUR CHEVRON 	29	6x180	
HS49	SCREW FOR POST HEIGHT ADJUSTMENT - SCHRAUBEN FÜR REGULIERUNGSSCHRAUBE FÜR PFOSTEN - VIS DE FIXATION DE SUPPORT RÉGLABLE DE POTEAU 	8	6x50	
HS72	SCREW FOR SLIDING WALL TIE - SCHRAUBEN FÜR WAND SCHIEBEREGLER VIS POUR FIXATION ÉQUERRE MÉTALLIQUE AU PARAVENT 	2	5x60	
SH70	HAMMER BLOCK - SCHLAGHOLZ - CALLE DE FRAPPE 	2		
	SCREW FOR DOORSTEP - SCHRAUBEN FÜR TÜRSCHWELLE - VIS DE FIXATION DU SEUIL DE PORTE 	7	4.5x65	
NF3	ZN NAIL FOR TERRACE - ZN NÄGEL FÜR TERRASSENBRETTER - POINTE POUR PLANCHER DE TERRASSE 	100	2x50	
NFF	ZN NAIL FOR FILLETS - ZN NÄGEL FÜR LEISTEN - POINTE POUR CORNIERE 	120	1.4x40	
NF2	ZN NAIL FOR ROOF - ZN NÄGEL FÜR DACHBRETTER - POINTE POUR TOIT 	843	2x50	
NF2	ZN NAIL FOR CEILING BOARDS - ZN NÄGEL FÜR DECKENBRETTER - CLOUS POUR VOLIGES SOUS PLAFONDS 	415	2x50	
NH1	ZN NAIL FOR FLOOR - ZN NÄGEL FÜR FUSSBODENBRETTER - CLOUS POUR PLANCHER 	380	2x50	
KL5	PLAIN WASHER M6 - UNTERLEGSCHIEBE M6 - RONDELLE PLATE M6 	2		
WLGR	SLIDING WALL TIE - SCHIEBEREGLER FÜR WAND - EQUERRE MÉTALLIQUE DE FIXATION DU PARAVENT 	2		
RFP	POST HEIGHT ADJUSTMENT - REGULIERUNGSSCHRAUBE FÜR PFOSTEN - SUPPORT RÉGLABLE DE POTEAU 	1		
FS	WINDOW HANDLE FITTINGS-FENSTERGRIFF - POIGNÉE D'OUVERTURE DE FENETRE 	5		
TS	BOLT FOR WINDOW HANDLE FITTINGS - BOLZEN FÜR FENSTERGRIFF BESCHLAG - BOULON POUR POIGNÉE D'OUVERTURE DE FENETRE 	10		
TS4	SET OF DOOR LOCK COVERS - SCHLOSSBLENDEN - SET DE GARNITURES DE SERRURE DE PORTE 	3		
TS3	DOOR HANDLE FITTINGS-TÜRGRIF - SET DE GARNITURES DE SERRURE DE PORTE 	3		
TS6	CYLINDER LOCK -ZYLINDERSCHLOSS - CYLINDRE DE SERRURE 	3		

Pos	Orkney 4, Art.No.704502 Piece list - Stückliste - Liste des pieces	Q.	P (mm)	L (mm)
	TERRACE RAILING - TERRASSE - GARDE-CORPS DE TERRASSE 	1		2136
Premium A.0P.b	WINDOW-FENSTER-FENETRE 552x1729 	1		
Premium A.0P.c	WINDOW-FENSTER-FENETRE 650x650 	1		
Premium TA.0VP	WINDOW-FENSTER-FENETRE 1100x1729 	1		

Pos	Orkney 4, Art.No.704502 Piece list - Stückliste - Liste des pieces	Q.	P (mm)	L (mm)
Premi um TU .10P.b	DOOR-TÜR-PORTE 1580x2000 	1		
U.3 TP.b	DOOR-TÜR-PORTE 827x2000 	1		
U.3 TV.b	DOOR-TÜR-PORTE 827x2000 	1		

