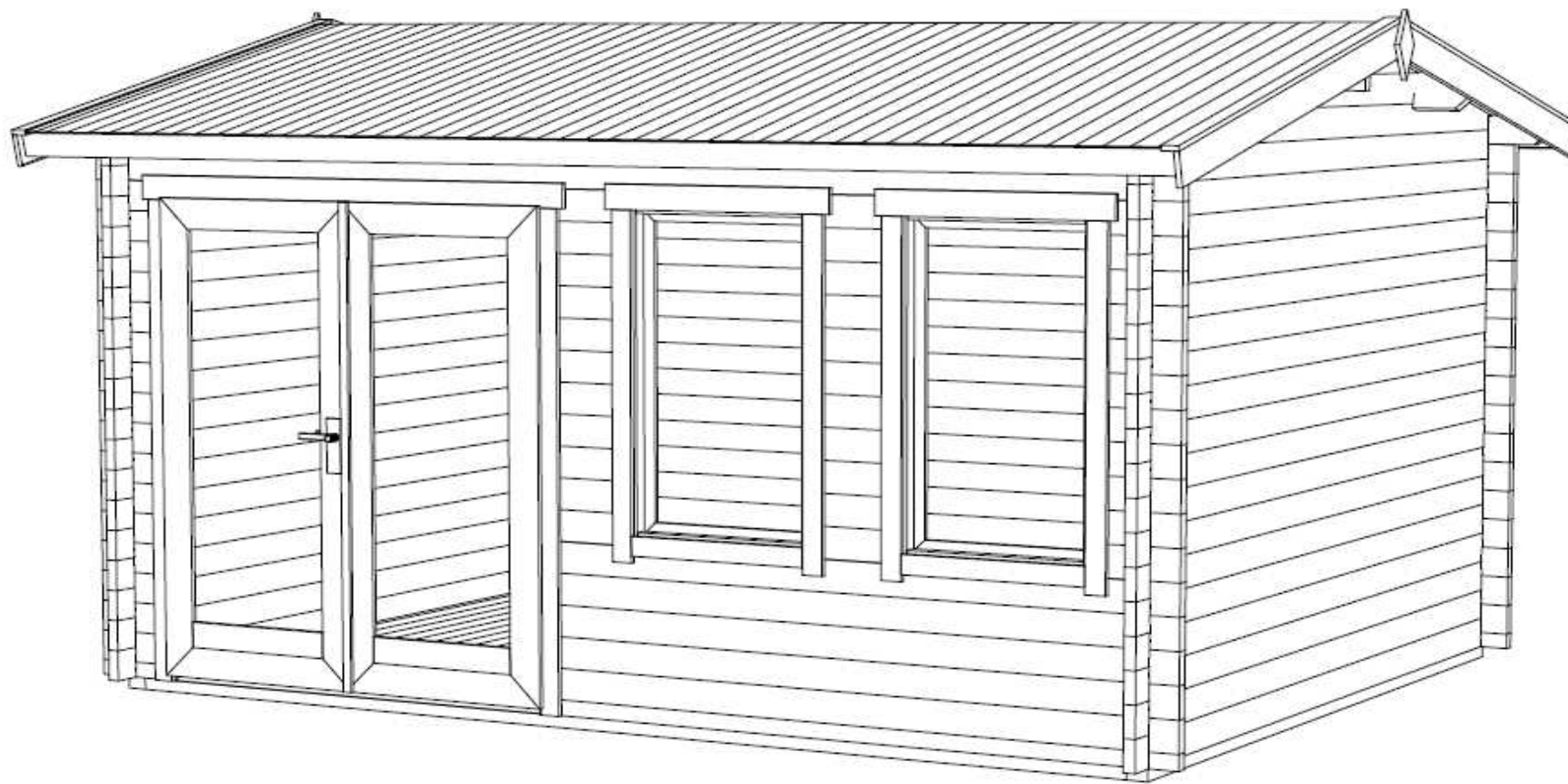
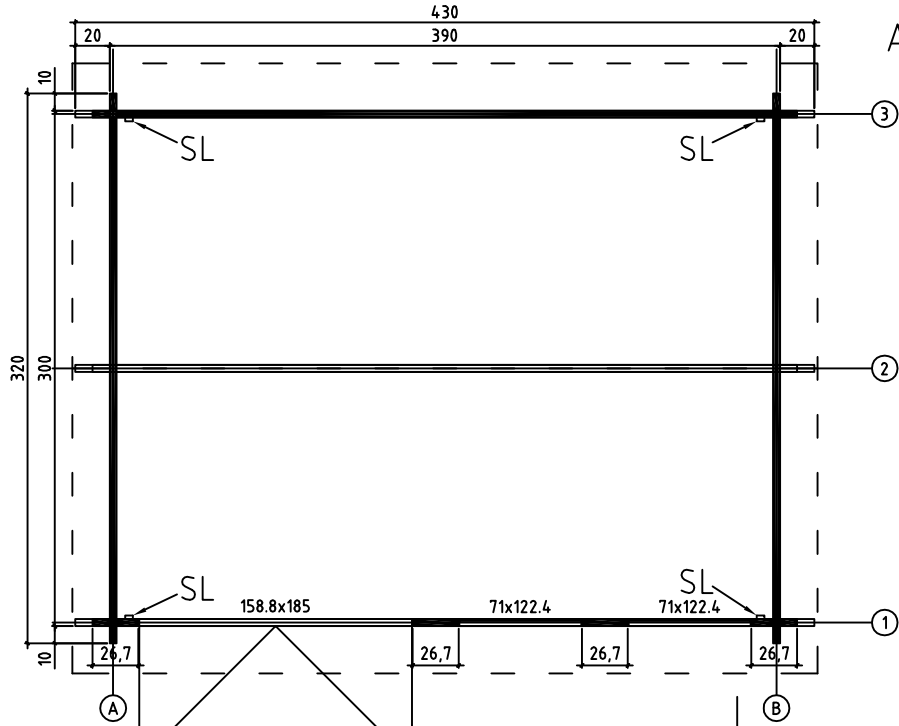


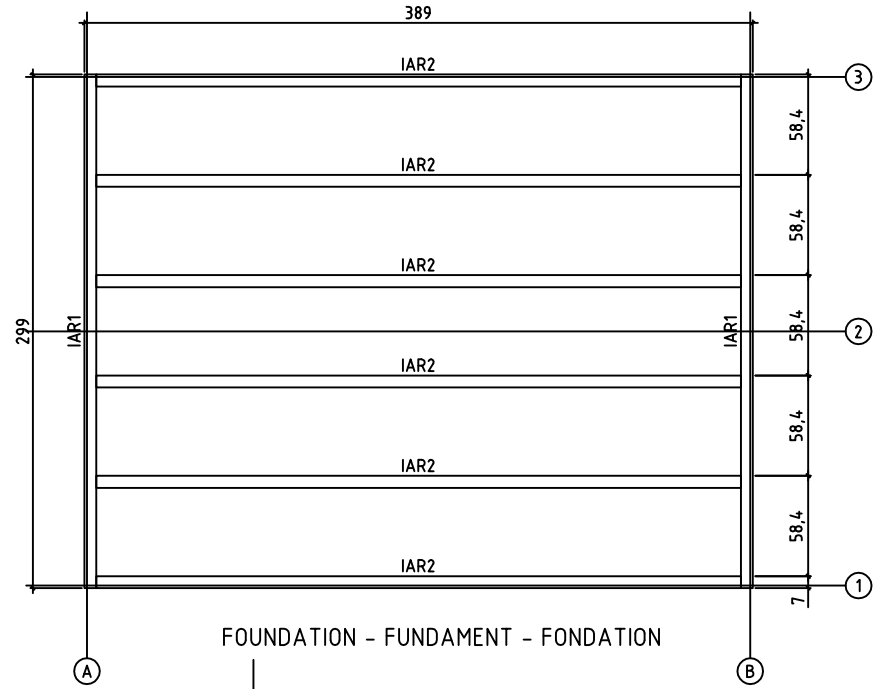
Anguillita
Art.Nr. 402502
1/8



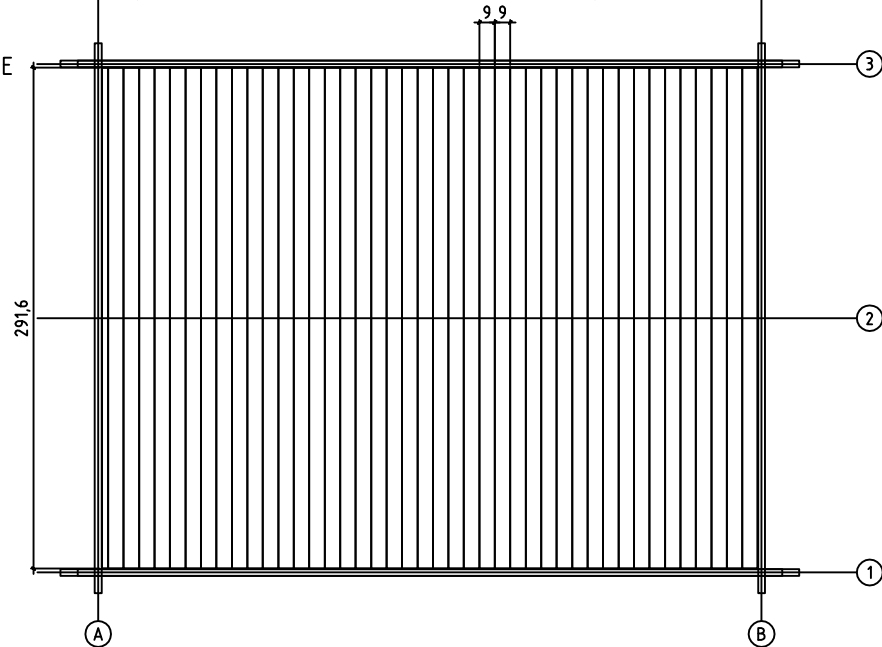
Art.Nr. 402502



GROUNDPLAN - GRUNDPLAN - PLAN DE MASSE

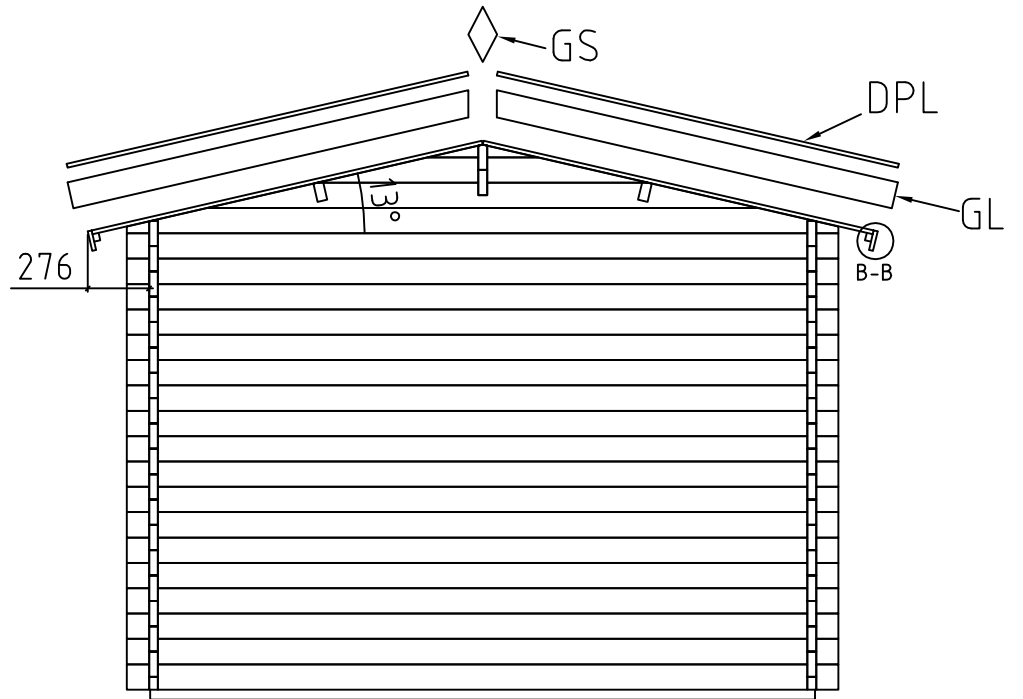
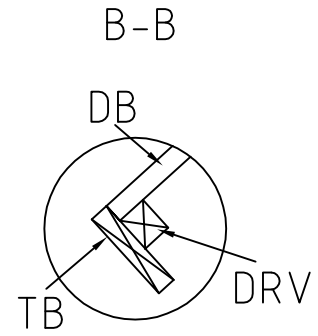
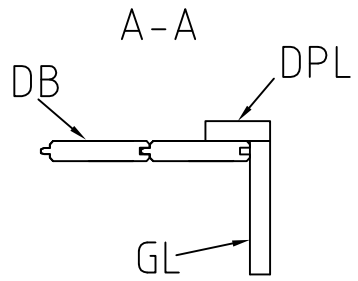



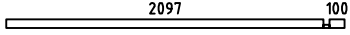

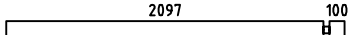

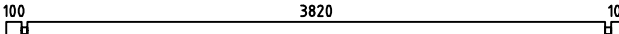
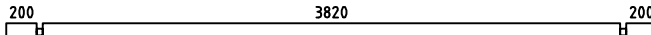
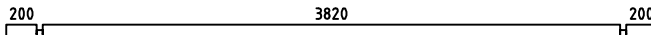
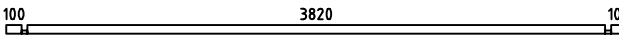
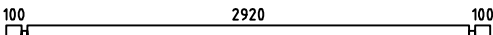
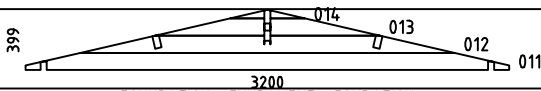


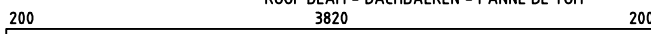









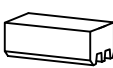

FOUNDATION - FUNDAMENT - FONDATION


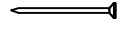






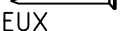



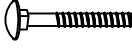



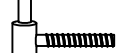




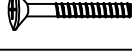


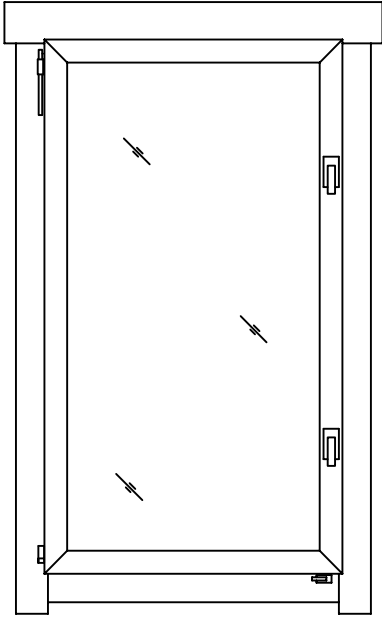
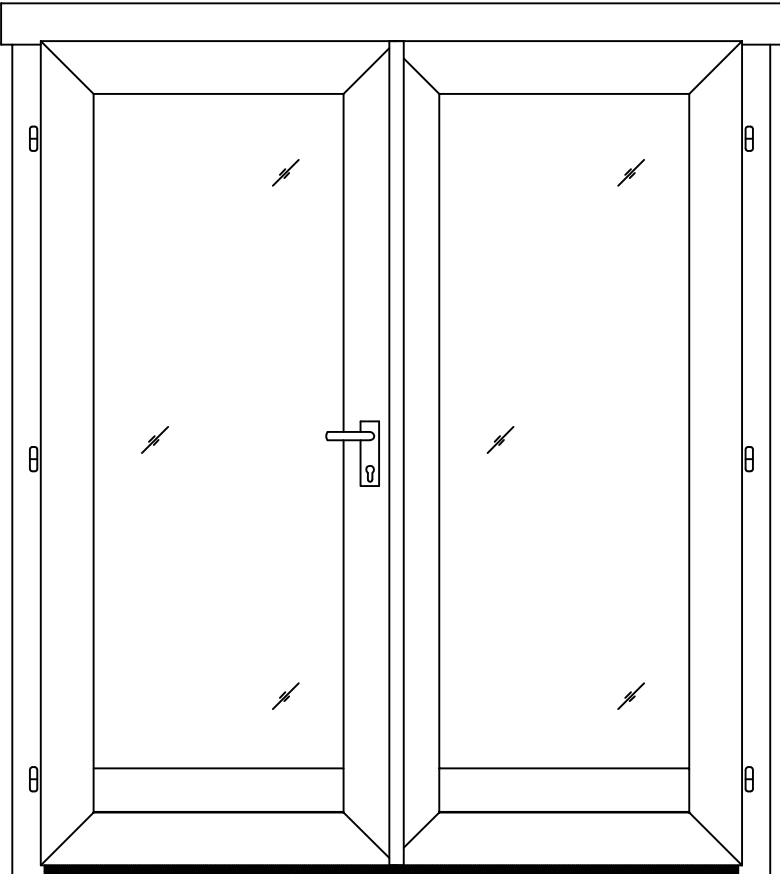
FLOOR BOARDS -
- FUSSBODENBRETTER -
- PLAN POSE PLANCHER

Art.Nr. 402502



Pos	21.03.2011	Piecelist - Stücklist - Liste des composants Art.Nr. 402502	6/8	Q.	P. (mm)	L. (mm)
001		100127		1	40x57	267
002		2097 100		1	40x57	2237
003		127100		27	40x114	267
004		2097 100		5	40x114	2237
005				22	40x114	267
006		100 3820 100		19	40x114	4100
007		200 3820 200		2	40x120	4300
008		200 3820 200		1	40x114	4300
009		100 3820 100		1	40x57	4100
010		100 2920 100		36	40x114	3200
WA-1 WB-1				2		
IAR1		FOUNDATION - FUNDAMENT - FONDATION		2	70x45	2990
IAR2		FOUNDATION - FUNDAMENT - FONDATION		6	70x45	3750
APR1		ROOF BEAM - DACHBALKEN - PANNE DE TOIT 200 3820 200		2	44x140	4300
	FLOOR BOARDS - FUSSBODENBRETTER - LAME DE PLANCHER			43	90x18	2916
DB	ROOF BOARDS - DACHBRETTER - VOLIGES			96	90x18	1800
	FLOOR FILLET-FUSSBODENLEISTE - CORNIERE DE FINITION DU PLANCHER				18x18	13.46
DPL	ROOFING FELT FILLET - DACHPAPPENLEISTE - - BAGUETTE DE FIXATION DU FEUTRE BITUMEUX			4	18x58	1850
TB	EAVES BOARD - TRAUFBRETT - BANDEAU DE TOIT			2	18x90	4300
DRV	ROOF EDGE REINFORCEMENT - DACHRANDVERSTÄRKUNG - - CORNIERE DE RENFORT DE BORD DE TOIT			2	28x34	4300
SL	STORM PROTECTION - STURMLEISTE - - LATTE ANTI-TEMPETE			4	22x45	2050
GL	GABLE MOULDING - GIEBELLEISTE - - PLANCHE DE RIVE			4	18x120	1850
GS	GABLE SEGMENT-DECKBLATT - LOSANGE DE FINITION			2		
	HAMMER BLOCK - SCHLAGHOLZ - CALLE DE FRAPPE 40mm			1		
	SCREW FOR FUNDAMENT - SCHRAUBEN ZUR BEFESTIGUNG FUNDAMENT - - VIS POUR FONDATION			12	5x120	

Pos	21.03.2011	Piecelist - Stücklist - Liste des composants Art.Nr. 402502	7/8	Q.	P. (mm)	L. (mm)
		SCREW FOR 1. WALL BEAM - SCHRAUBE FÜR 1. BOHLENREIHE - - VIS DE FIXATION DES FONDATIONS		8	5x90	
		ZN NAIL FOR FLOOR - ZN NÄGEL FÜR FUSSBODENBRETTER - - CLOUS POUR PLANCHER		264	2x50	
		ZN NAIL FOR FLOOR FILLET - ZN NÄGEL FÜR FUSSBODENLEISTE - - POINTE POUR CORNIERE DE FINITION DU PLANCHER		27	1.4x40	
		SCREW FOR ROOF BEAMS - SCHRAUBEN FÜR DACHBALKEN - - VIS POUR PANNE DE TOIT		10	5x120	
		ZN NAIL FOR ROOF - ZN NÄGEL FÜR DACHBRETTER - - POINTE POUR TOIT		302	2x50	
		SCREW FOR EAVES BOARDS - SCHRAUBEN FÜR TRAUFBRETTER - - VIS DE FIXATION POUR BANDEAU DE TOIT		20	4x40	
		SCREW FOR ROOF EDGE REINFORCEMENT - SCHRAUBEN FÜR DACHRANDVERSTÄRKUNG - VIS POUR RENFORT DE BORD DE TOIT		20	4x40	
		SCREW FOR GABLE MOULDING - SCHRAUBEN FÜR GIEBELLEISTE - - VIS DE FIXATION POUR PLANCHE DE RIVE		24	3.5x50	
		ZN NAIL FOR ROOFING FELT FILLET - ZN NÄGEL FÜR DACHPAPPENLEISTE - POINTE POUR BAGUETTE FIXATION FEUTRE BITUMEUX		20	2x40	
		SCREW FOR GABLE SEGMENT - SCHRAUBEN FÜR DECKBLATT - - VIS POUR FIXATION LOSANGE DE FINITION		4	3.5x35	
		NUT FOR STORM PROTECTION - SCHRAUBENMUTTER FÜR STURMLEISTE - ÉCROU POUR LAME ANTI-TEMPETE		8		
		WASHER FOR STORM PROTECTION - DICHTSCHEIBE FÜR STURMLEISTE - - RONDELLE POUR LAME ANTI-TEMPETE		8		
		BOLT FOR STORM PROTECTION - BOLZEN FÜR STURMLEISTE - - VIS POUR LAME ANTI-TEMPETE		8		
		SCREW FOR DOORSTEP - SCHRAUBEN FÜR SWELLE - - VIS DE FIXATION DU SEUIL DE PORTE		3	4.5x65	
		SCREW FOR DOOR JAMB - SCHRAUBE FÜR TÜRRAHMEN - - VIS DE FIXATION POUR MONTANT DE PORTE		4	5x90	
		SCREW FOR FILLET - SCHRAUBE ZUR BEFESTIGUNG TÜRLEISTE - - VIS D'ASSEMBLAGE DU CADRE DE PORTE		5	3x30	
		MALE BOLT HINGE FOR DOOR - TÜRRIEGEL - - PARTIE MALE DE CHARNIERE DE PORTE		6		
		SET OF DOOR LOCK COVERS - SCHLOSSBLENDEN - - SET DE GARNITURES DE SERRURE DE PORTE		1		
		DOOR HANDLE FITTINGS-TÜRGRIFF - - GARNITURE DE POIGNÉE DE PORTE		1		
		CYLINDER - ZYLINDERSCHLOSS - CYLINDRE DE SERRURE		1		
		WINDOW HANDLE FITTINGS-FENSTERGRIFF - POIGNÉE D'OUVERTURE DE FENETRE		4		
		BOLT FOR WINDOW HANDLE FITTINGS - BOLZEN FÜR FENSTERGRIFF BESCHLAG - BOULON POUR POIGNÉE D'OUVERTURE DE FENETRE		8		

Pos	Piecelist - Stücklist - Liste des composants Art.Nr. 402502	8/8	Q.	P. (mm)	L. (mm)
	<p data-bbox="197 170 679 203">WINDOW - FENSTER - FENETRE 710x1224</p> <p data-bbox="995 170 1166 203">AK.1.100.PSV.e</p> 	2			
	<p data-bbox="201 1041 579 1075">DOOR - TÜR - PORTE 1588x1850</p> <p data-bbox="948 1041 1171 1075">TUK.1.100.PVV.MMa</p> 	1			