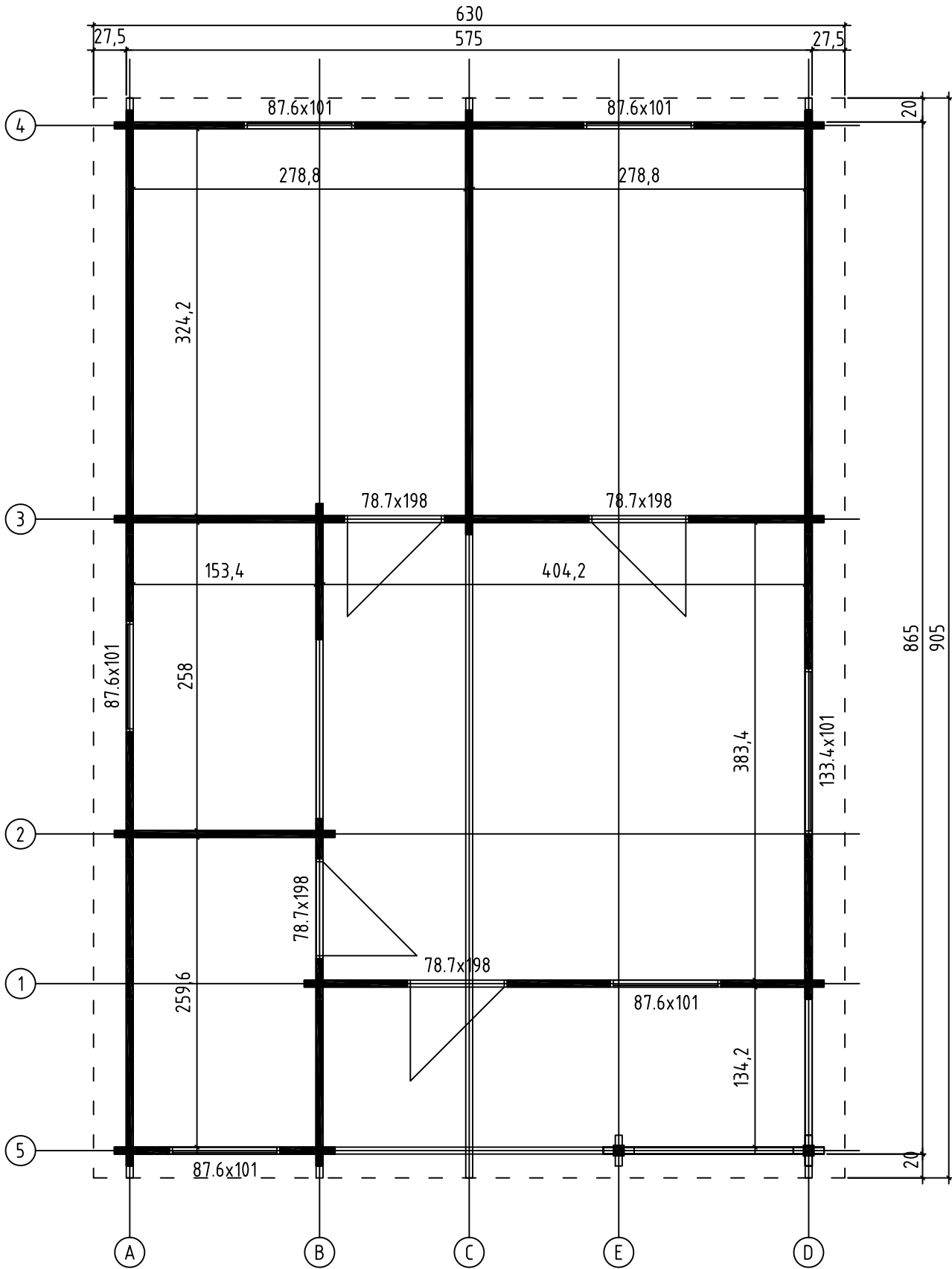


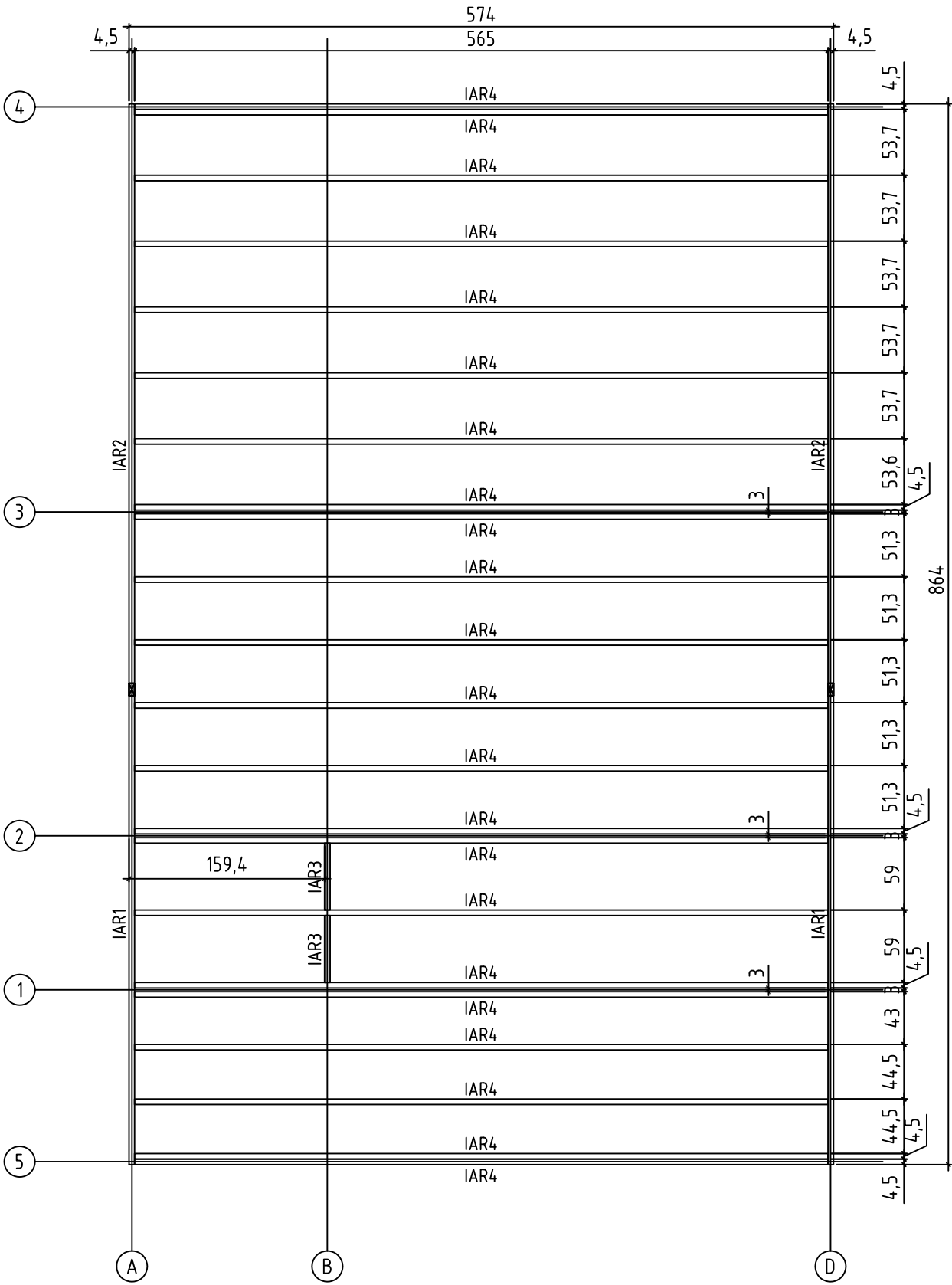
KASAI B
Art.No. 580402



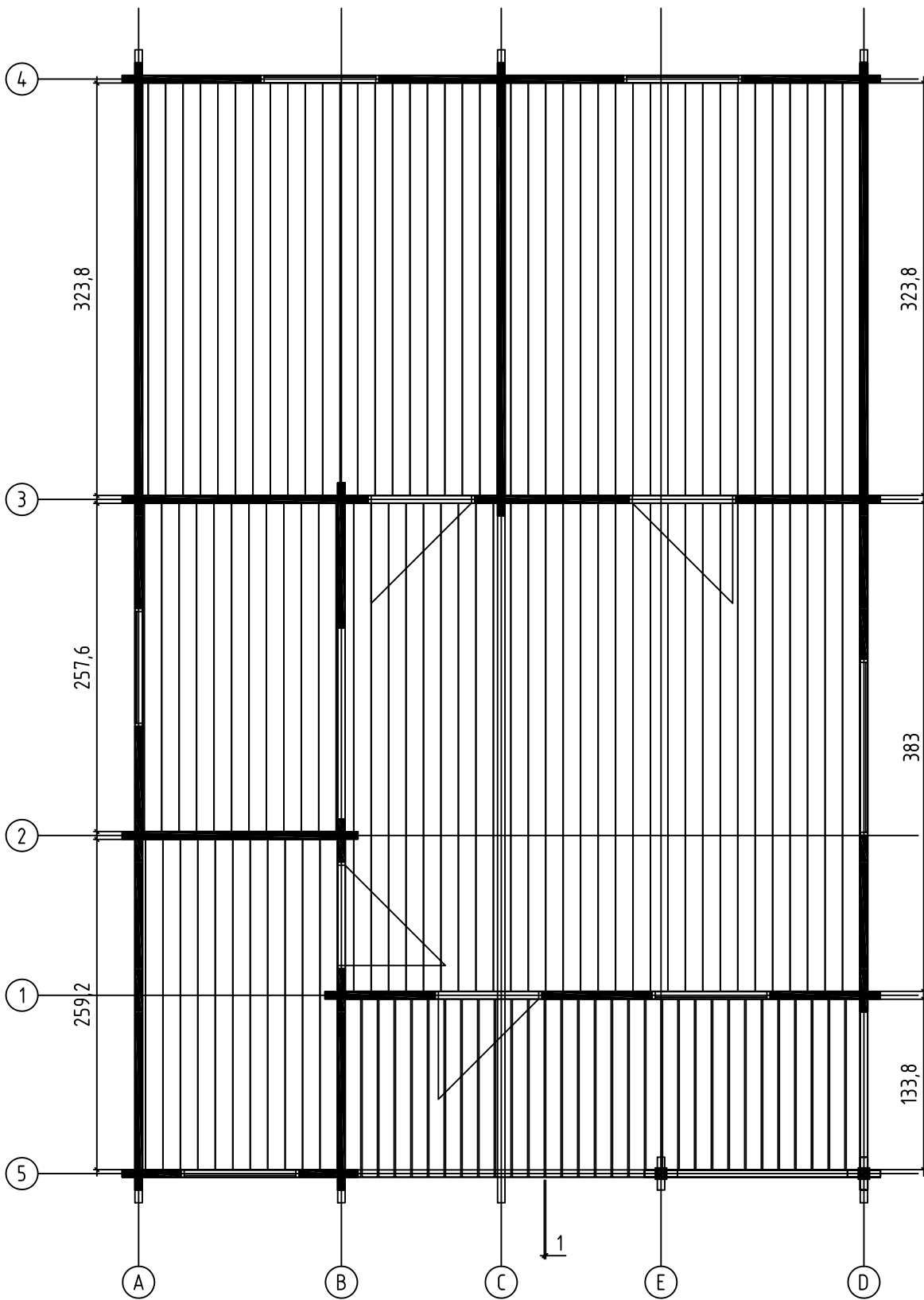
KASAI B, Art.No.580402
GROUNDPLAN - GRUNDPLAN - PLAN DE MASSE



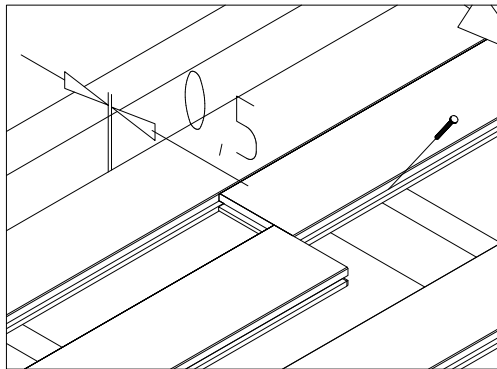
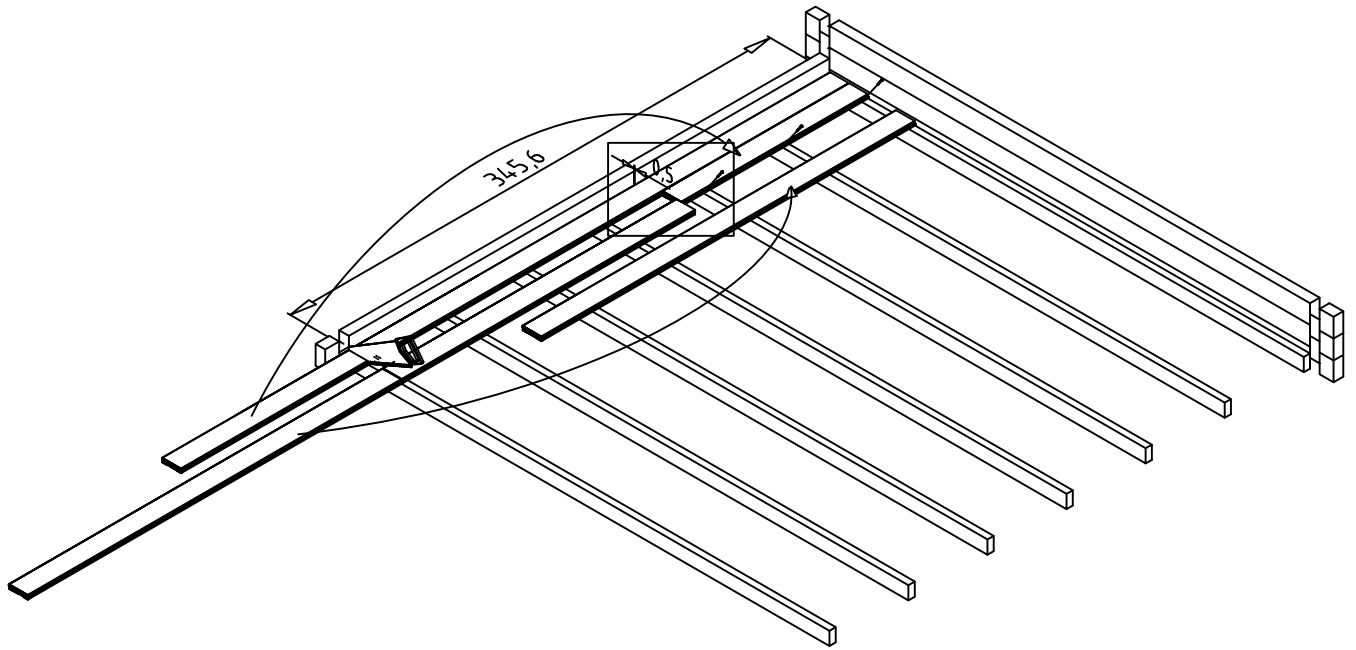
KASAI B, Art.No.580402
 FOUNDATION - FUNDAMENT - FONDATION

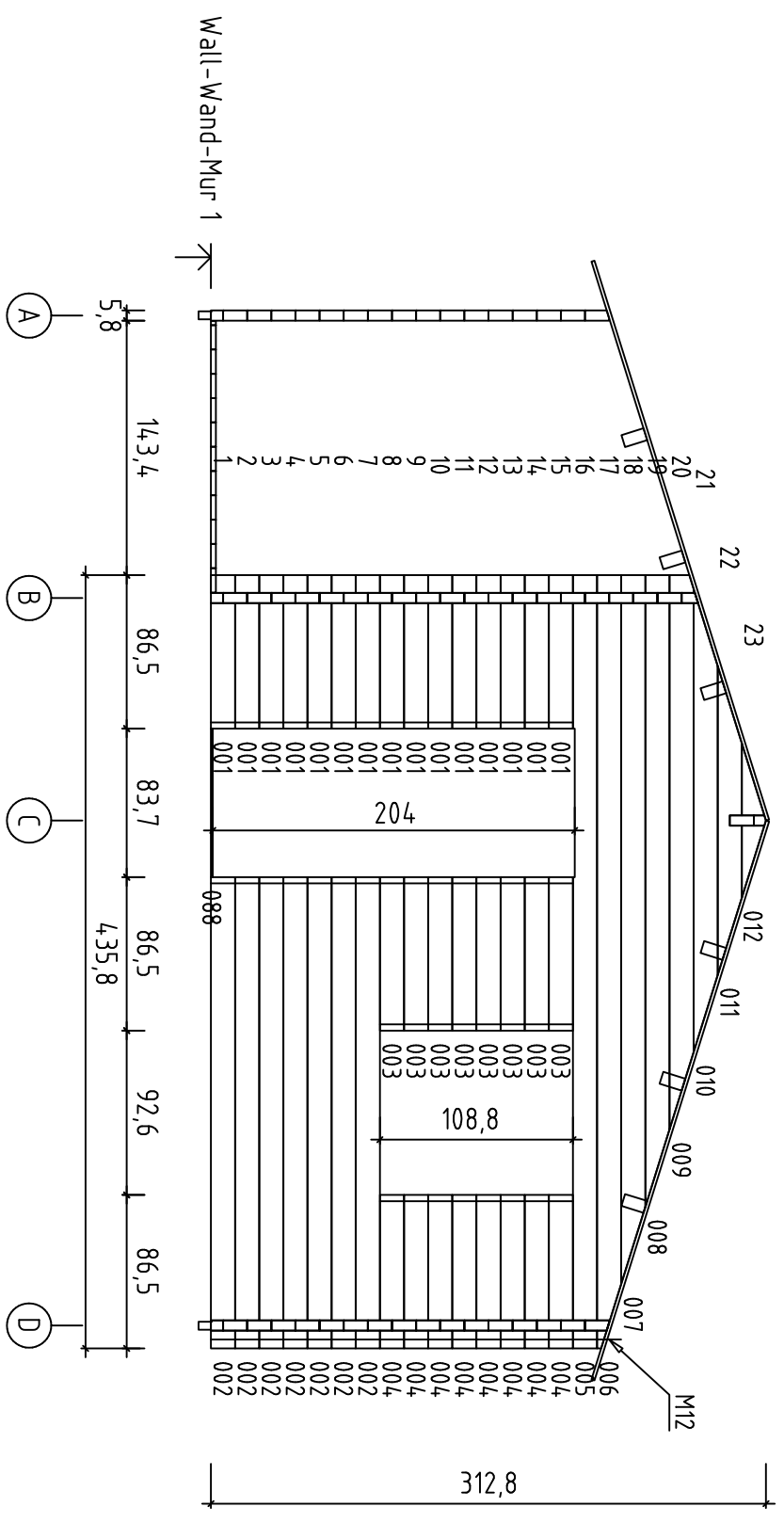


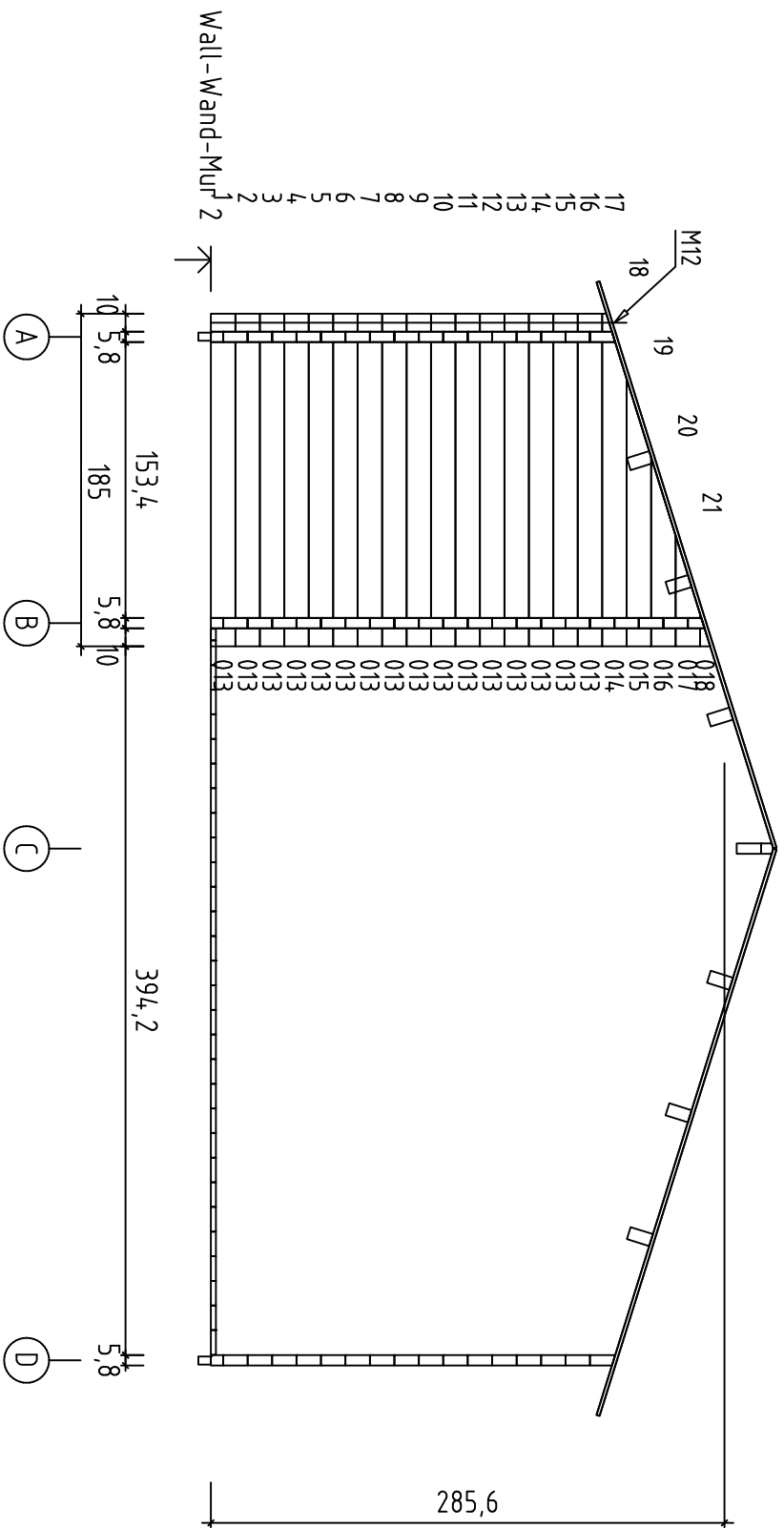
KASAI B, Art.No.580402
FLOOR BOARDS - FUSSBODENBRETTER - PLAN POSE PLANCHER

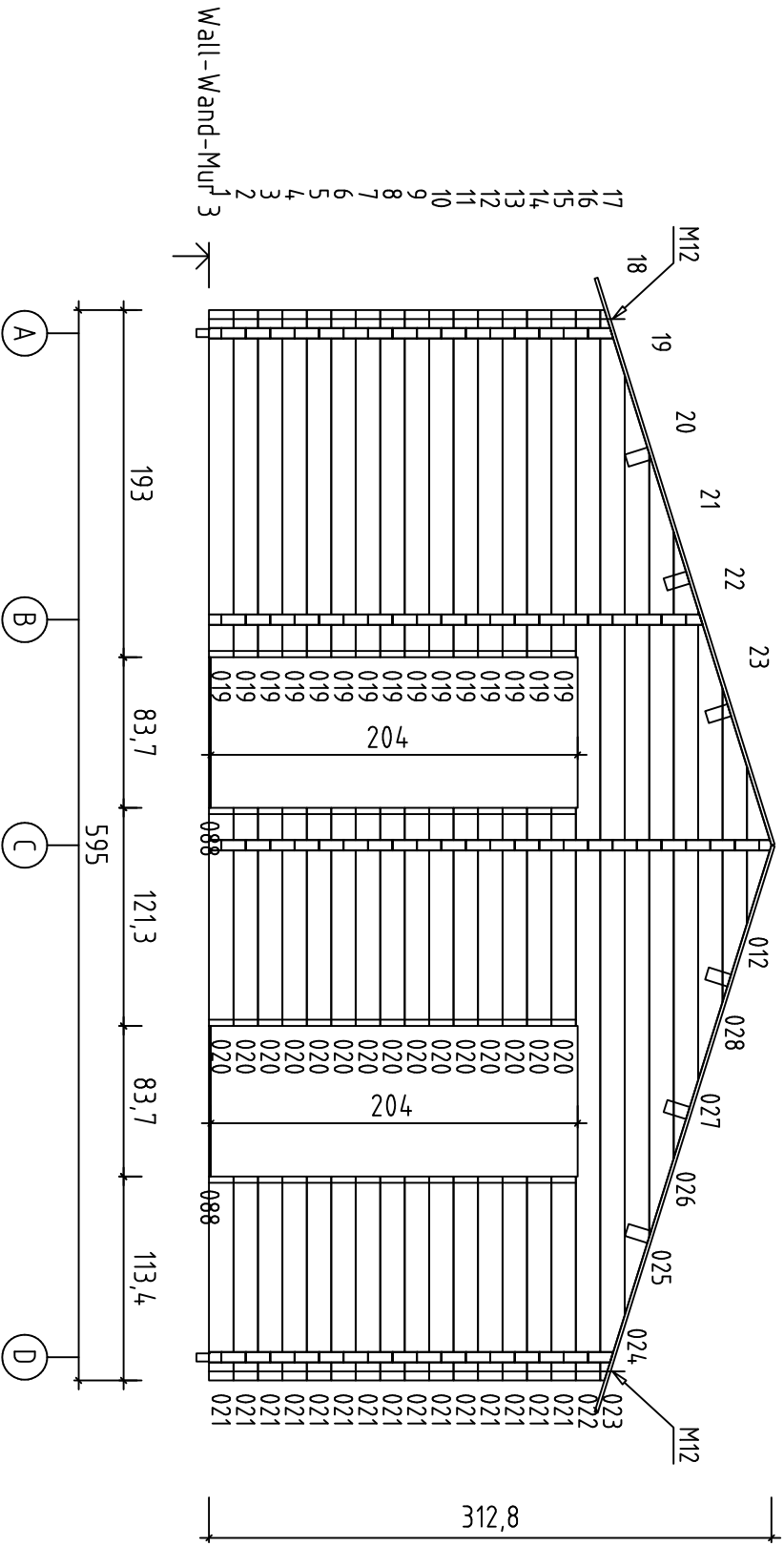


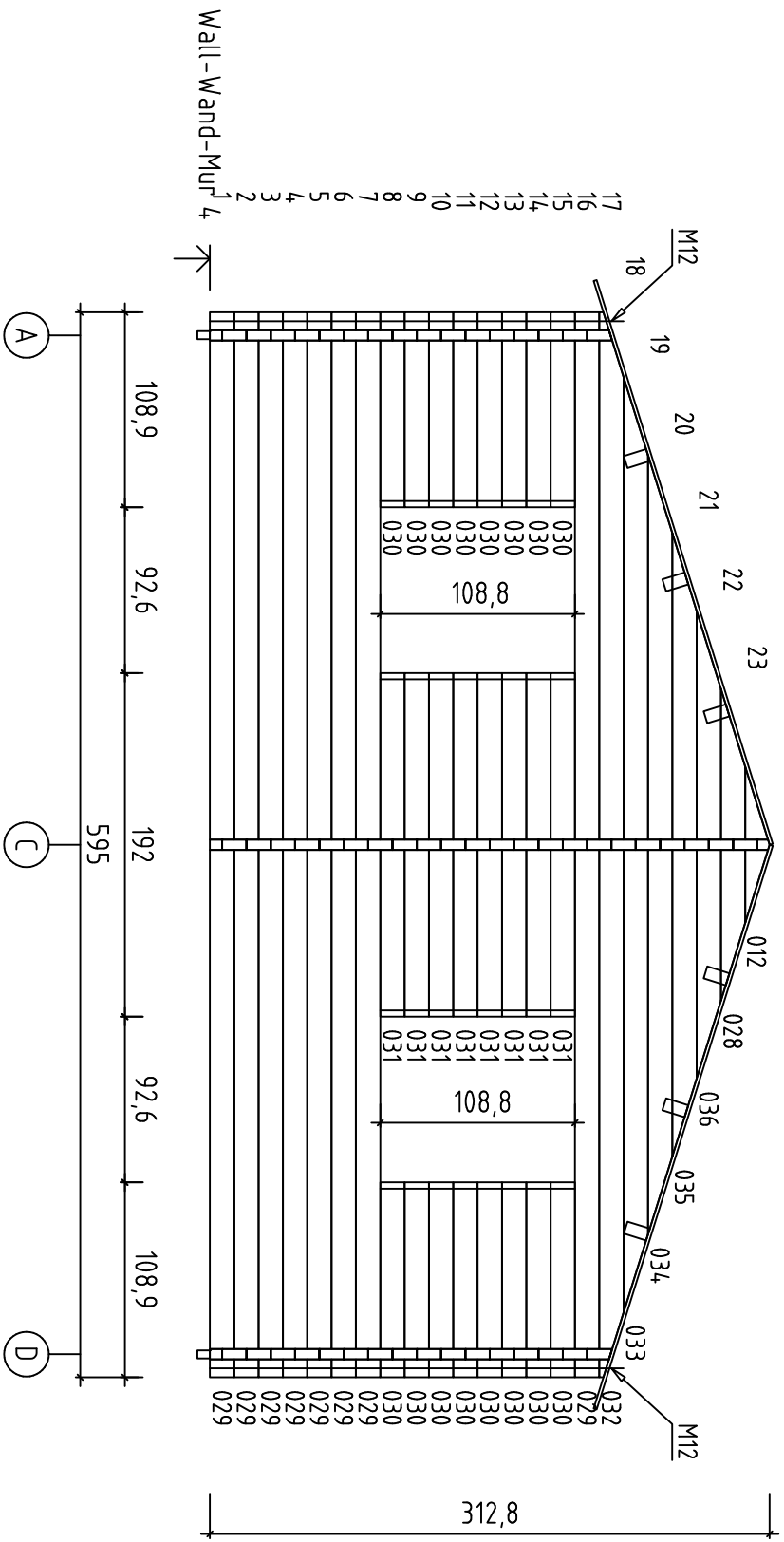
KASAI B, Art.No.580402
FLOOR BOARDS - FUSSBODENBRETTER - PLAN POSE PLANCHER

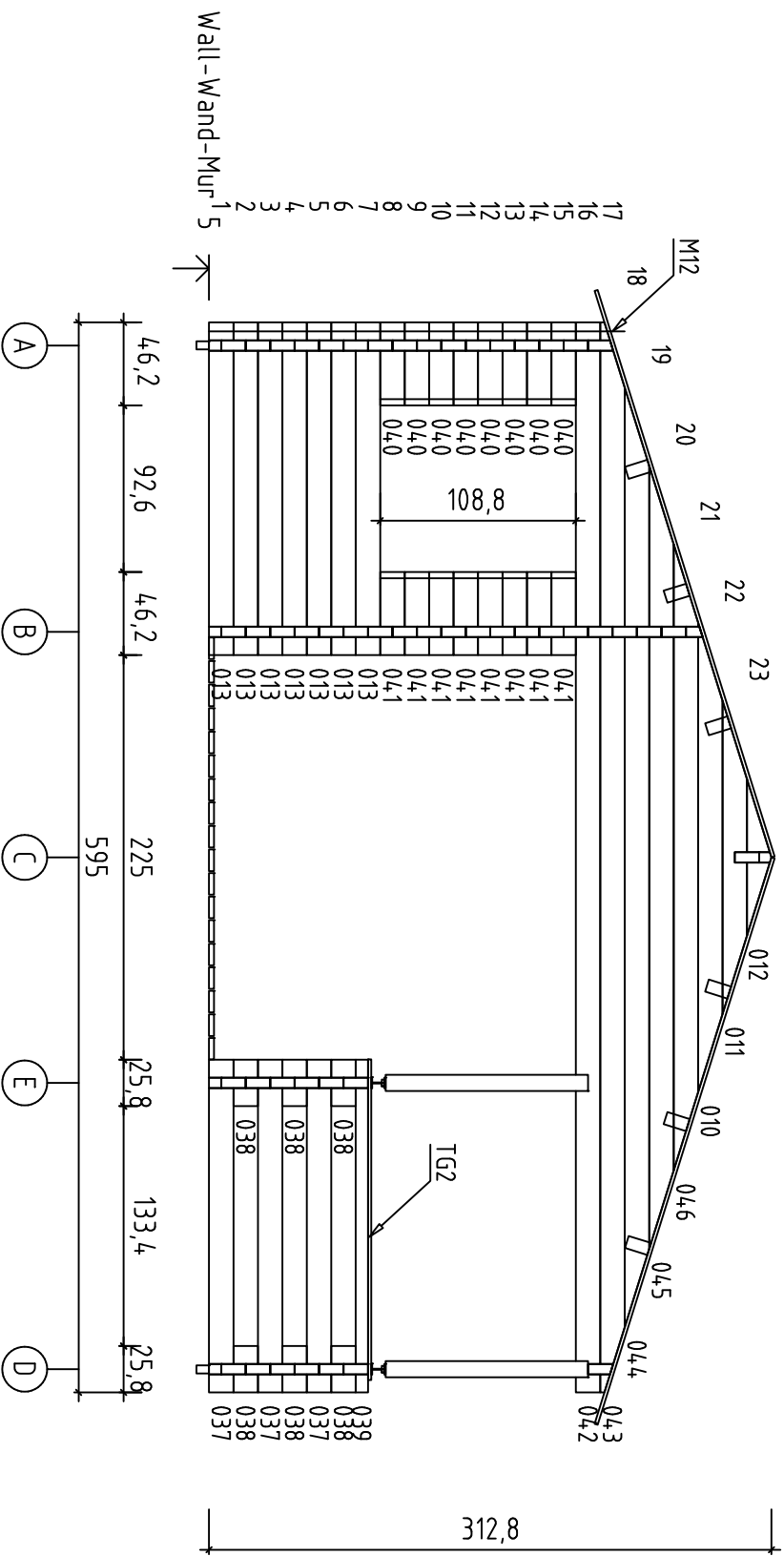


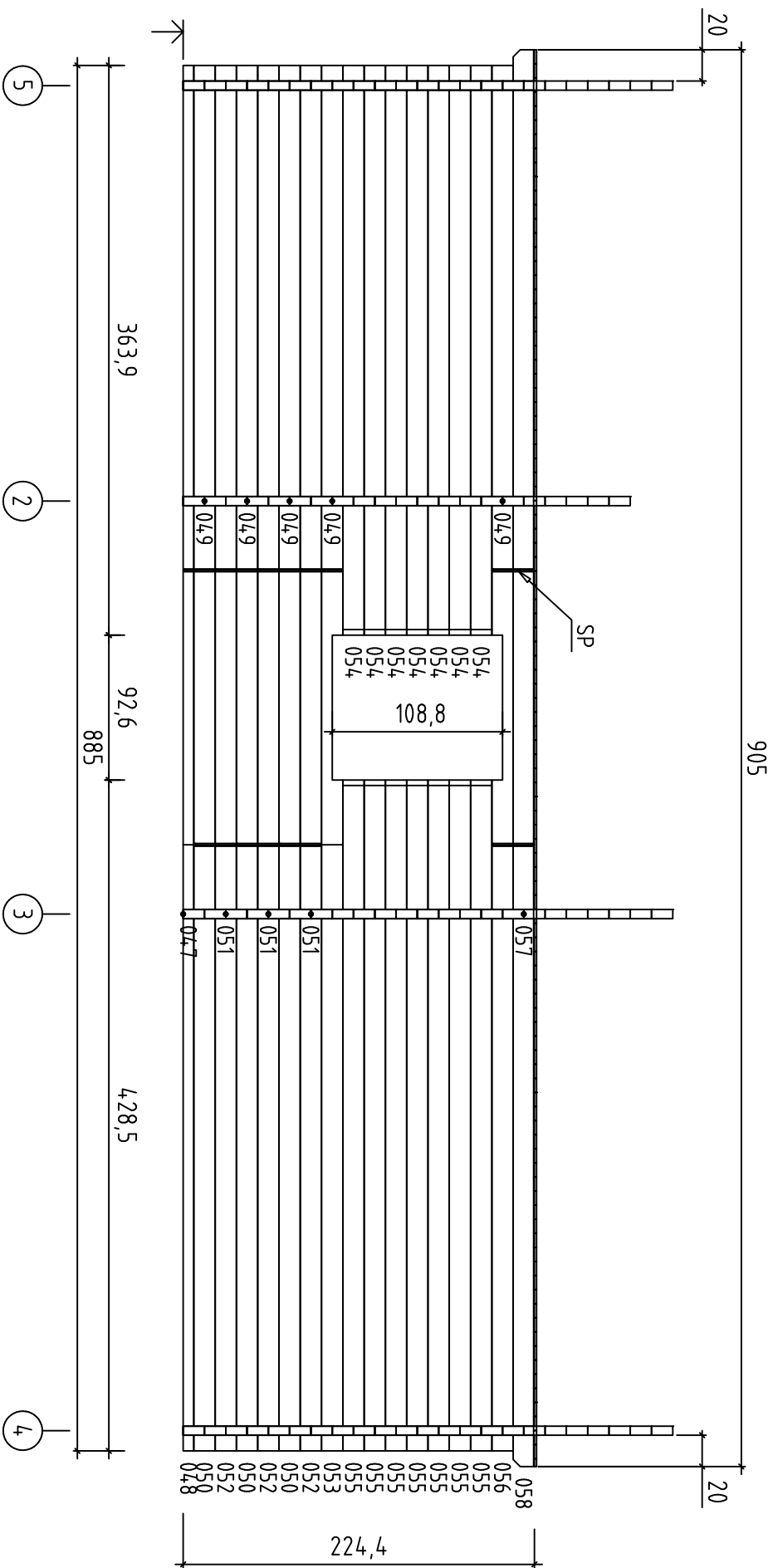






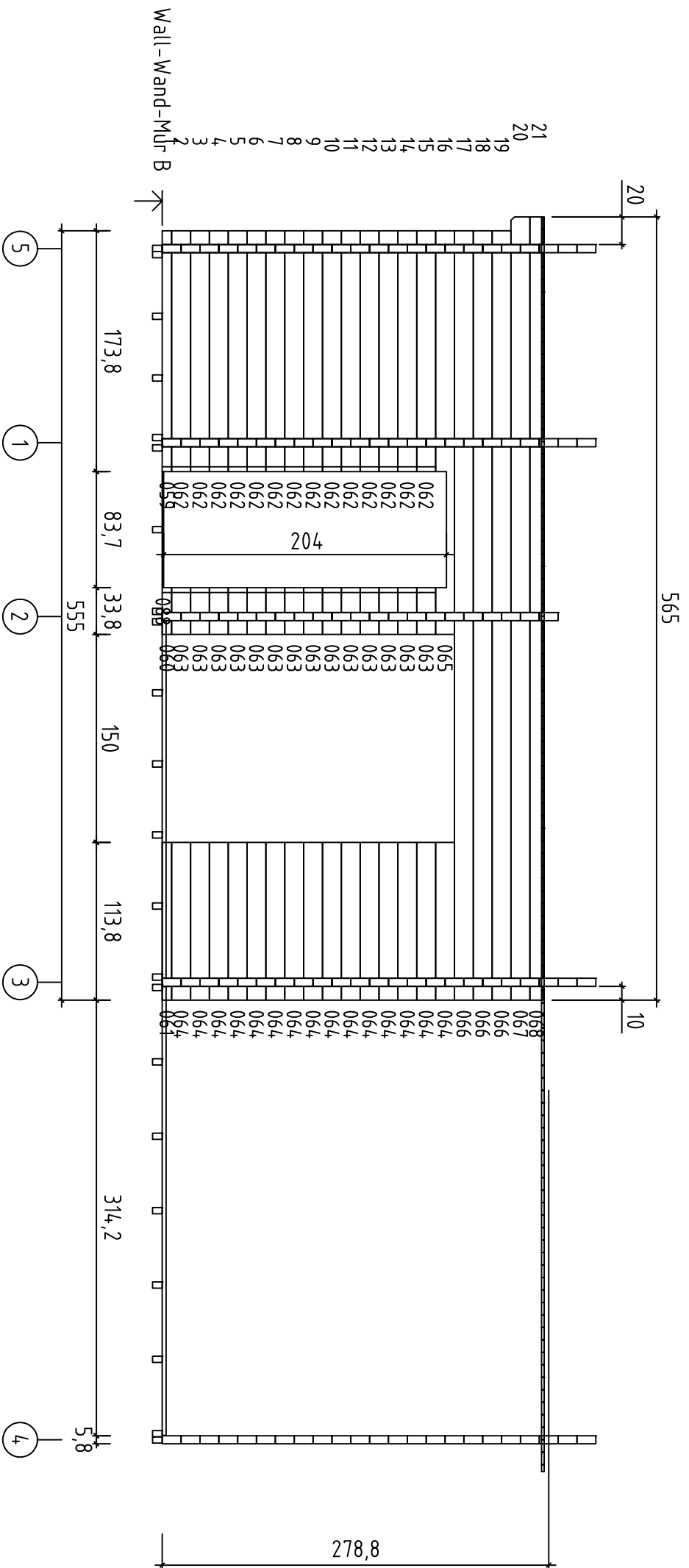


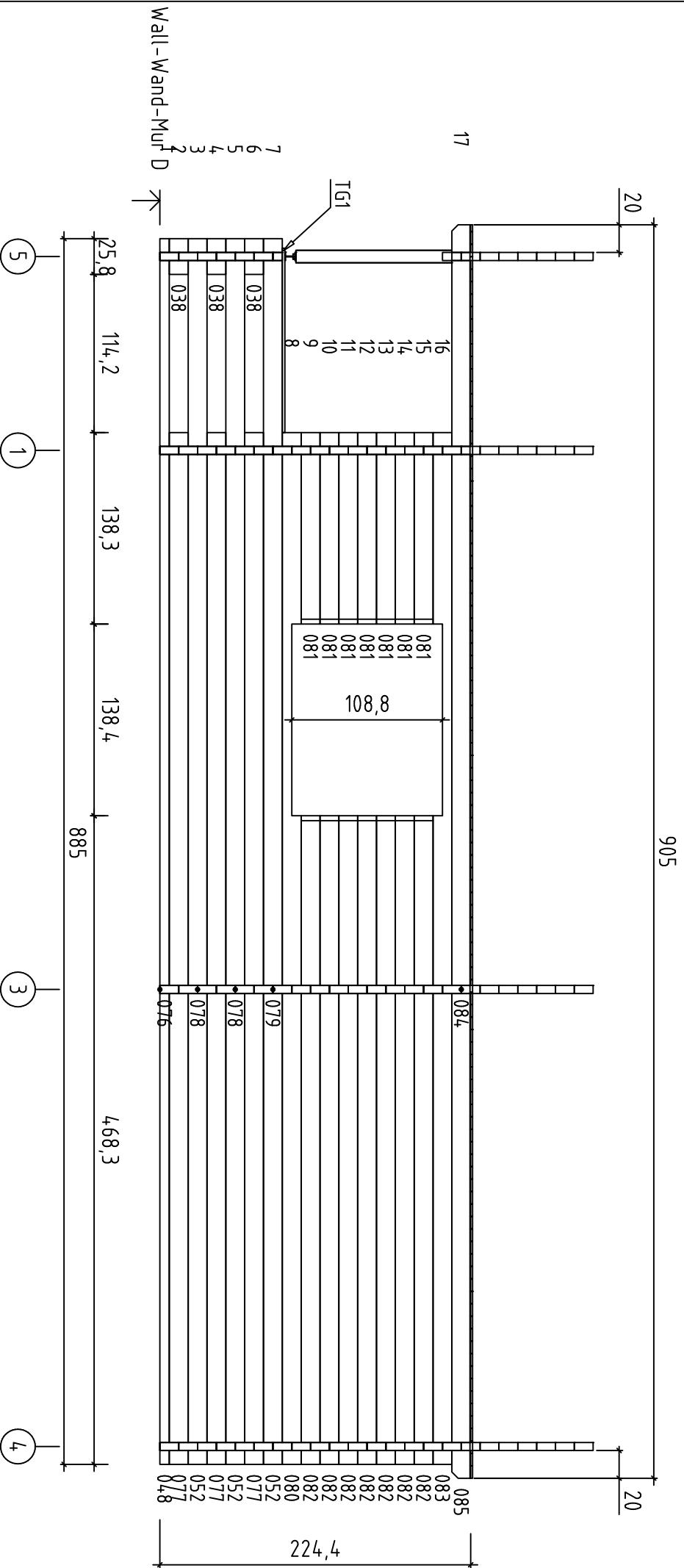


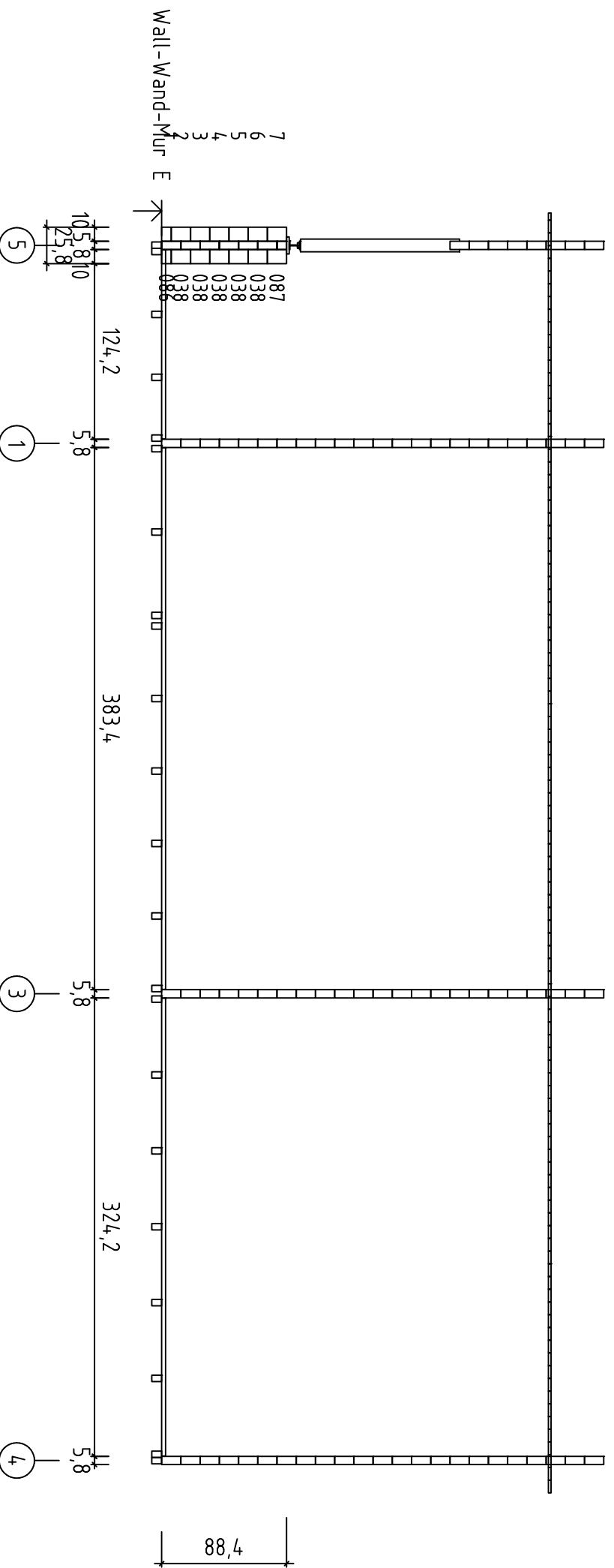


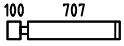
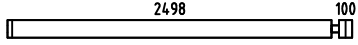

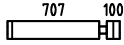
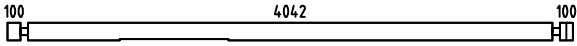

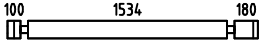
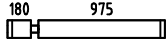

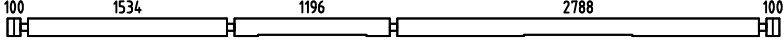
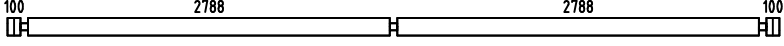

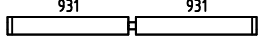


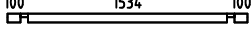


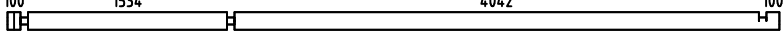
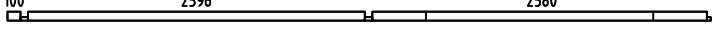



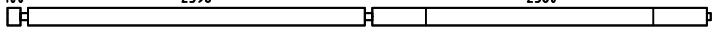

Wall - Wand - Mür A ↗





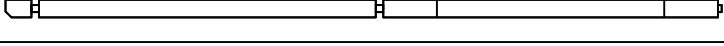








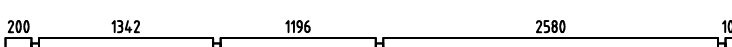

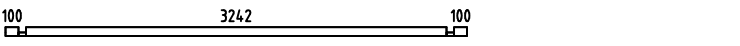
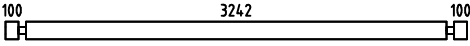
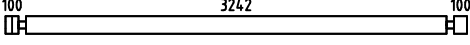
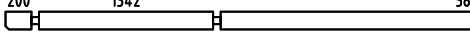






17
16
15
14
13
12
11
10
9
8
7
6
5
4
3
2












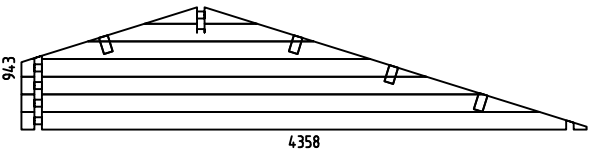
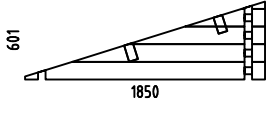
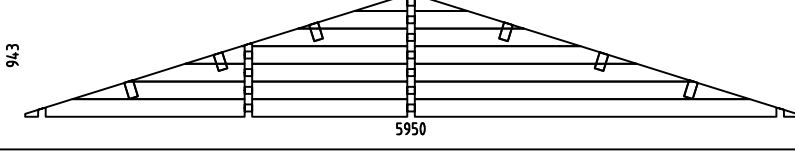
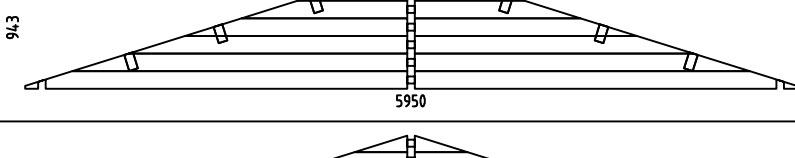
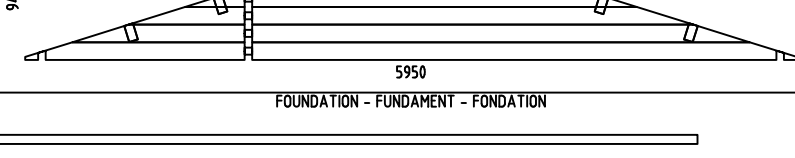












































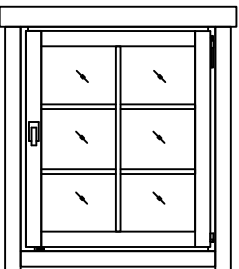
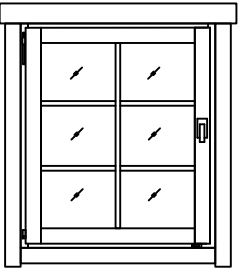
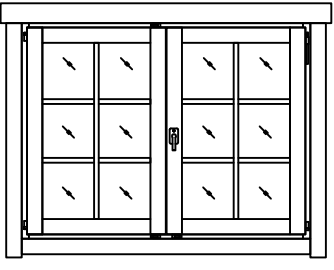
Pos	KASAI B, Art.No.580402 Piece list - Stückliste - Liste des pieces	Q.	P (mm)	L (mm)
001		15	58x136	865
002		7	58x136	2656
003		8	58x136	865
004		8	58x136	865
005		1	58x136	4358
013		23	58x136	1850
019		15	58x136	1929
020		15	58x136	1213
021		15	58x136	1134
022		1	58x136	5950
029		8	58x136	5950
030		16	58x136	1089
031		8	58x136	1920
037		3	58x136	1850
038		14	58x136	258
039		1	58x68	1850
040		8	58x136	462
041		8	58x136	462
042		1	58x136	5950
047		1	58x68	5421
048		2	58x68	3429
049		5	58x136	2783
050		3	58x136	6067
051		3	58x136	5421
052		6	58x136	3429

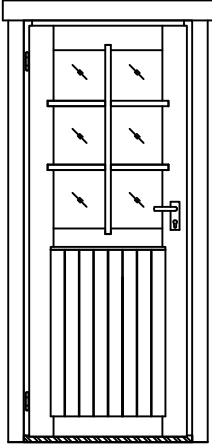
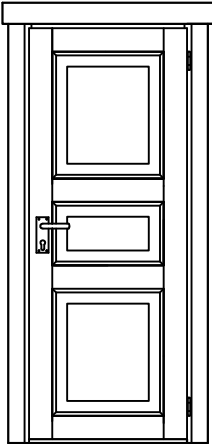
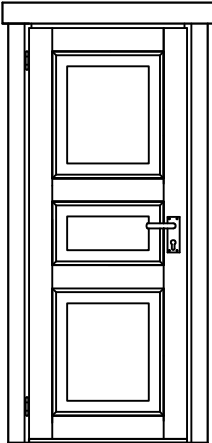
Pos	KASAI B, Art.No.580402 Piece list - Stückliste - Liste des pieces	Q.	P (mm)	L (mm)
053		1	58x136	6067
054		7	58x136	3639
055		7	58x136	4285
056		1	58x136	6067
057		1	58x136	5521
058		1	58x136	3529
059		1	58x68	1738
060		1	58x68	338
061		1	58x68	1138
062		14	58x136	1738
063		14	58x136	338
064		15	58x136	1138
065		1	58x136	2912
066		3	58x136	5550
067		1	58x136	5650
068		1	58x93	5650
069		1	58x68	3558
070		20	58x136	3558
071		1	58x136	3558
072		1	58x136	5521
073		1	58x136	3529
074		1	58x68	1629
075		1	58x68	7421
076		1	58x68	5421
077		3	58x136	7450

Pos	KASAI B, Art.No.580402 Piece list - Stückliste - Liste des pieces	Q.	P (mm)	L (mm)
078		2	58x136	5421
079		1	58x136	5421
080		1	58x136	7450
081		7	58x136	1383
082		7	58x136	4683
083		1	58x136	7450
084		1	58x136	5521
085		1	58x136	3529
086		1	58x68	258
087		1	58x136	258
088		4	58x10	837
W1-1		1		
W2-1		1		
W3-1		1		
W4-1		1		
W5-1		1		
IAR4	FOUNDATION - FUNDAMENT - FONDATION 	22	45x70	5650
IAR1	FOUNDATION - FUNDAMENT - FONDATION 	2	45x70	4370
IAR2	FOUNDATION - FUNDAMENT - FONDATION 	2	45x70	4370
IAR3	FOUNDATION - FUNDAMENT - FONDATION 	2	45x70	544

Pos	KASAI B, Art.No.580402 Piece list - Stückliste - Liste des pieces		Q.	P (mm)	L (mm)
A.PR23	ROOF BEAM - DACHBALKEN - PANNE DE TOIT 		4	70x140	5596
A.PR21	ROOF BEAM - DACHBALKEN - PANNE DE TOIT 		2	70x140	5596
A.PR22	ROOF BEAM - DACHBALKEN - PANNE DE TOIT 		6	70x140	3604
HLL	FLOOR BOARDS - FUSSBODENBRETTER - LAME DE PLANCHER			137x28	313 m.
	ROOF BOARDS - DACHBRETTER - VOLIGES		202	90x18	3300
SV2	TERRACE BOARDS - TERRASSENBRETTER - PLANCHER DE TERRASSE		18	120x28	1396
SV2	TERRACE BOARDS - TERRASSENBRETTER - PLANCHER DE TERRASSE		13	120x28	1338
FL	FLOOR FILLET-FUSSBODENLEISTE - CORNIERE DE FINITION DU PLANCHER			18x18	51.25
DPL	ROOFING FELT FILLET - DACHPAPPENLEISTE - BAGUETTE DE FIXATION DU FEUTRE BITUMEUX		4	18x58	3350
M12	TREADED ROD M12 - GEWINDESTANGE M12 TIGE FILETÉE M12		7		245
M12	TREADED ROD M12 - GEWINDESTANGE M12 TIGE FILETÉE M12		7		2000
LPL	FIXING FILLET - FIXIRUNGSLEISTE - PROFIL DE FIXATION		4	20x70	787
LPL	FIXING FILLET - FIXIRUNGSLEISTE - PROFIL DE FIXATION		10	20x70	876
LPL	FIXING FILLET - FIXIRUNGSLEISTE - PROFIL DE FIXATION		12	20x70	1050
LPL	FIXING FILLET - FIXIRUNGSLEISTE - PROFIL DE FIXATION		2	20x70	1334
LPL	FIXING FILLET - FIXIRUNGSLEISTE - PROFIL DE FIXATION		8	20x70	2000
P	POST - PFOSTEN - POTEAU		2	90x90	1126
TB	EAVES BOARD - TRAUFBRETT - BANDEAU DE TOIT		4	18x90	4525
DRV	ROOF EDGE REINFORCEMENT - DACHRANDVERSTÄRKUNG - CORNIERE DE RENFORT DE BORD DE TOIT		4	28x34	4525
TBE6	FIXING FILLET FOR WINDOW - FIXIRUNGSLEISTE FÜR FENSTER - PROFIL DE FIXATION DES FENETRES		4	28x34	884
TBE6	FIXING FILLET FOR WINDOW - FIXIRUNGSLEISTE FÜR FENSTER - PROFIL DE FIXATION DES FENETRES		8	28x34	1050
TBE6	FIXING FILLET FOR DOOR - FIXIRUNGSLEISTE FÜR TÜR - PROFIL DE FIXATION DES PORTES		2	28x34	1894
TBE6	FIXING FILLET FOR DOOR - FIXIRUNGSLEISTE FÜR TÜR - PROFIL DE FIXATION DES PORTES		6	28x34	1990
TG1	GUARD-RAIL FOR TERRACE - TERRASSENSELÄNDER - MAIN COURANTE DE TERRASSE		1	18x120	1331
TG2	GUARD-RAIL FOR TERRACE - TERRASSENSELÄNDER - MAIN COURANTE DE TERRASSE		1	18x120	1783

Pos	KASAI B, Art.No.580402 Piece list - Stückliste - Liste des pieces		Q.	P (mm)	L (mm)
GL	GABLE MOULDING - GIEBELLEISTE - PLANCHE DE RIVE 		4	18x120	3350
FS	WINDOW HANDLE FITTINGS-FENSTERGRIFF - POIGNÉE D'OUVERTURE DE FENETRE 		6		
TS	BOLT FOR WINDOW HANDLE FITTINGS - BOLZEN FÜR FENSTERGRIFF BESCHLAG - BOULON POUR POIGNÉE D'OUVERTURE DE FENETRE 		12		
KL4	LENGTHENING BOLT FOR TREADED ROD - VERLÄNGERUNGSMUTTER FÜR GEWINDESTANGE - MANCHON DE RACCORDEMENT DE TIGE FILETÉE 		7		
KL1	DRIVE NUT TREADED ROD - EINSHLAGMUTTER FÜR GEWINDESTANGE - ÉCROU A FRAPPER POUR TIGE FILITÉE 		7		
KL2	NUT FOR TREADED ROD - MUTTER FÜR GEWINDESTANGE - ÉCROU POUR TIGE FILETÉE 		7		
KL3	PLAIN WASHER TREADED ROD - UNTERLEGSSCHEIBE FÜR GEWINDESTANGE - RONDELLE PLATE POUR TIGE FILETÉE 		7		
HS12	SCREW FOR GABLE SEGMENT - SCHRAUBEN FÜR DECKBLATT - VIS POUR FIXATION LOSANGE DE FINITION 		4	3.5x35	
HS83	SCREW FOR FIXING FILLET - SCHRAUBEN FÜR FIXIRUNGSLEISTE - VIS POUR PROFIL DE FIXATION 		154	3.5x50	
HS84	SCREW FOR FIXING FILLET - SCHRAUBEN FÜR FIXIRUNGSLEISTE - VIS POUR PROFIL DE FIXATION 		88	3.5x50	
HS16	SCREW FOR GABLE MOULDING - SCHRAUBEN FÜR GIEBELLEISTE - VIS DE FIXATION POUR PLANCHE DE RIVE 		40	3.5x50	
HS32	SCREW FOR EAVES BOARDS - SCHRAUBEN FÜR TRAUFBRETTER - VIS DE FIXATION POUR BANDEAU DE TOIT 		40	4x40	
HS26	SCREW FOR ROOF EDGE REINFORCEMENT - SCHRAUBEN FÜR DACHRANDVERSTÄRKUNG - VIS POUR RENFORT DE BORD DE TOIT 		40	4x40	
HS30	SCREW FOR TERRACE REAR BOARDS - SCHRAUBEN FÜR TERRASSENRAND - VIS DE FIXATION POUR MAIN COURANTE DE TERRASSE 		9	4x40	
HS34	SCREW FOR POST - SCHRAUBEN FÜR PFOSTEN - VIS DE FIXATION DES POTEAUX 		4	4x60	
HS40	SCREW FOR 1. WALL BEAM - SCHRAUBE FÜR 1. BOHLENREIHE - VIS DE FIXATION DES FONDATIONS 		28	5x120	
HS42	SCREW FOR GABLE - SCHRAUBEN FÜR GIEBEL - VIS POUR FIXATION DES PIGNONS 		49	5x120	
HS43	SCREW FOR ROOF BEAMS - SCHRAUBEN FÜR DACHBALKEN - VIS POUR PANNE DE TOIT 		36	5x120	
HS78	SCREW FOR Pos.039 - SCHRAUBEN FÜR Pos.039 - VIS POUR Pos.039 		3	5x120	
HS39	SCREW FOR FUNDAMENT - SCHRAUBEN ZUR BEFESTIGUNG FUNDAMENT - VIS POUR FONDATION 		62	5x90	
HS49	SCREW FOR POST HEIGHT ADJUSTMENT - SCHRAUBEN FÜR REGULIERUNGSSCHRAUBE FÜR PFOSTEN - VIS DE FIXATION DE SUPPORT RÉGLABLE DE POTEAU 		16	6x50	
MS	SCREW FOR DOORSTEP - SCHRAUBEN FÜR TÜRSCHWELLE - VIS DE FIXATION DU SEUIL DE PORTE 		8	4.5x65	
SH58	HAMMER BLOCK - SCHLAGHOLZ - CALLE DE FRAPPE 		1		
NFD	ZN NAIL FOR ROOFING FELT FILLET - ZN NÄGEL FÜR DACHPAPPENLEISTE - POINTE POUR BAGUETTE FIXATION FEUTRE BITUMEUX 		32	2x40	
NF3	ZN NAIL FOR TERRACE - ZN NÄGEL FÜR TERRASSENBRETTER - POINTE POUR PLANCHER DE TERRASSE 		250	2x50	

Pos	KASAI B, Art.No.580402 Piece list - Stückliste - Liste des pieces	Q.	P (mm)	L (mm)
NFF	ZN NAIL FOR FILLETS - ZN NÄGEL FÜR LEISTEN - POINTE POUR CORNIERE 	103	1.4x40	
NF2	ZN NAIL FOR ROOF - ZN NÄGEL FÜR DACHBRETTER - POINTE POUR TOIT 	1060	2x50	
NH1	ZN NAIL FOR FLOOR - ZN NÄGEL FÜR FUSSBODENBRETTER - CLOUS POUR PLANCHER 	713	2x50	
GS	GABLE SEGMENT-DECKBLATT - LOSANGE DE FINITION 	2		
SP	HIDDEN FIXING - HOLZDÜBEL - TOURILLON BOIS 	10		
TS4	SET OF DOOR LOCK COVERS - SCHLOSSBLENDEN - SET DE GARNITURES DE SERRURE DE PORTE 	4		
TS3	DOOR HANDLE FITTINGS-TÜRGRIF - SET DE GARNITURES DE SERRURE DE PORTE 	4		
TS6	CYLINDER LOCK -ZYLINDERSCHLOSS - CYLINDRE DE SERRURE 	4		
RFP	POST HEIGHT ADJUSTMENT - REGULIERUNGSSCHRAUBE FÜR PFOSTEN - SUPPORT RÉGLABLE DE POTEAU 	2		
Premium A.6P.a	WINDOW-FENSTER-FENETRE 916x1050 	4		
Premium A.6V.a	WINDOW-FENSTER-FENETRE 916x1050 	1		
Premium TA .6P.a	WINDOW-FENSTER-FENETRE 1374x1050 	1		

Pos	KASAI B, Art.No.580402 Piece list - Stückliste - Liste des pieces	Q.	P (mm)	L (mm)
Premi um U. 26V.b	DOOR-TÜR-PORTE 827x2000 	1		
U.3TP.b	DOOR-TÜR-PORTE 827x2000 	1		
U.3TV.b	DOOR-TÜR-PORTE 827x2000 	2		

