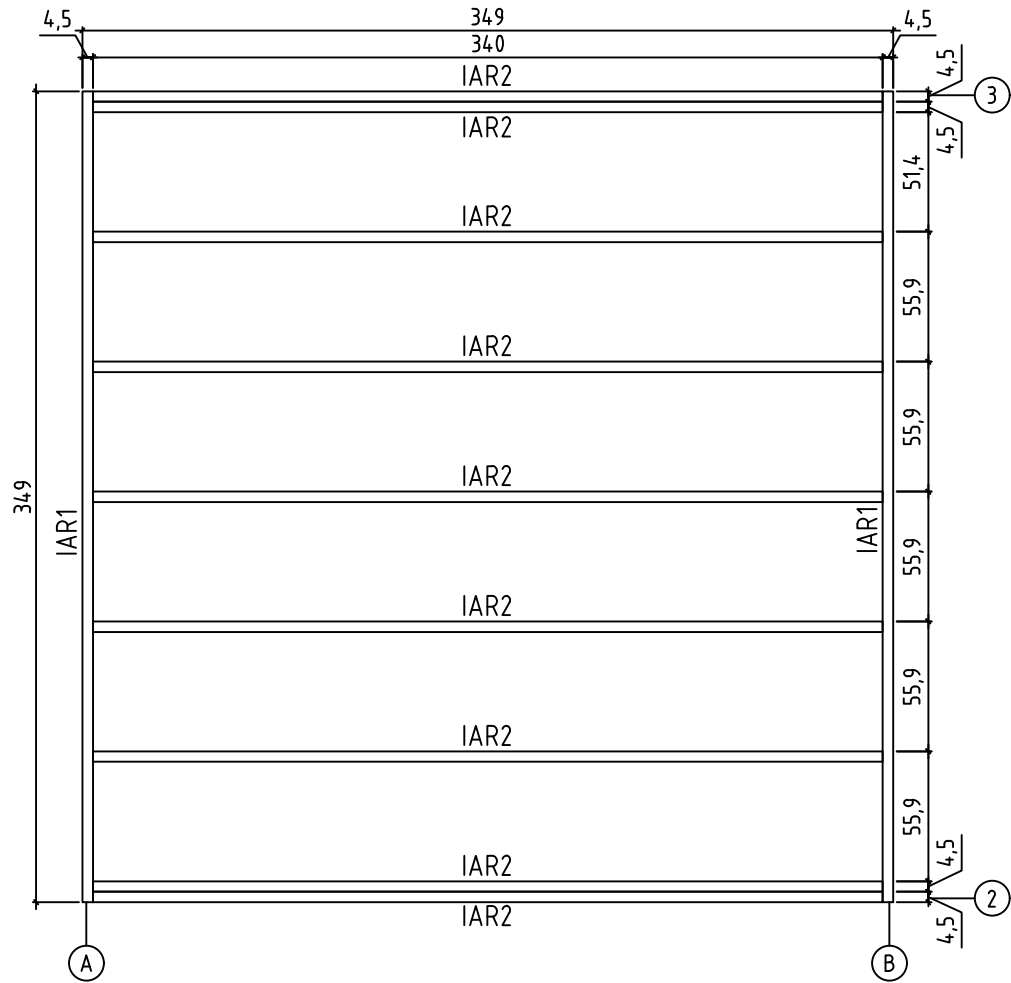


Newbury
Art. Nr. 4421402
1/8

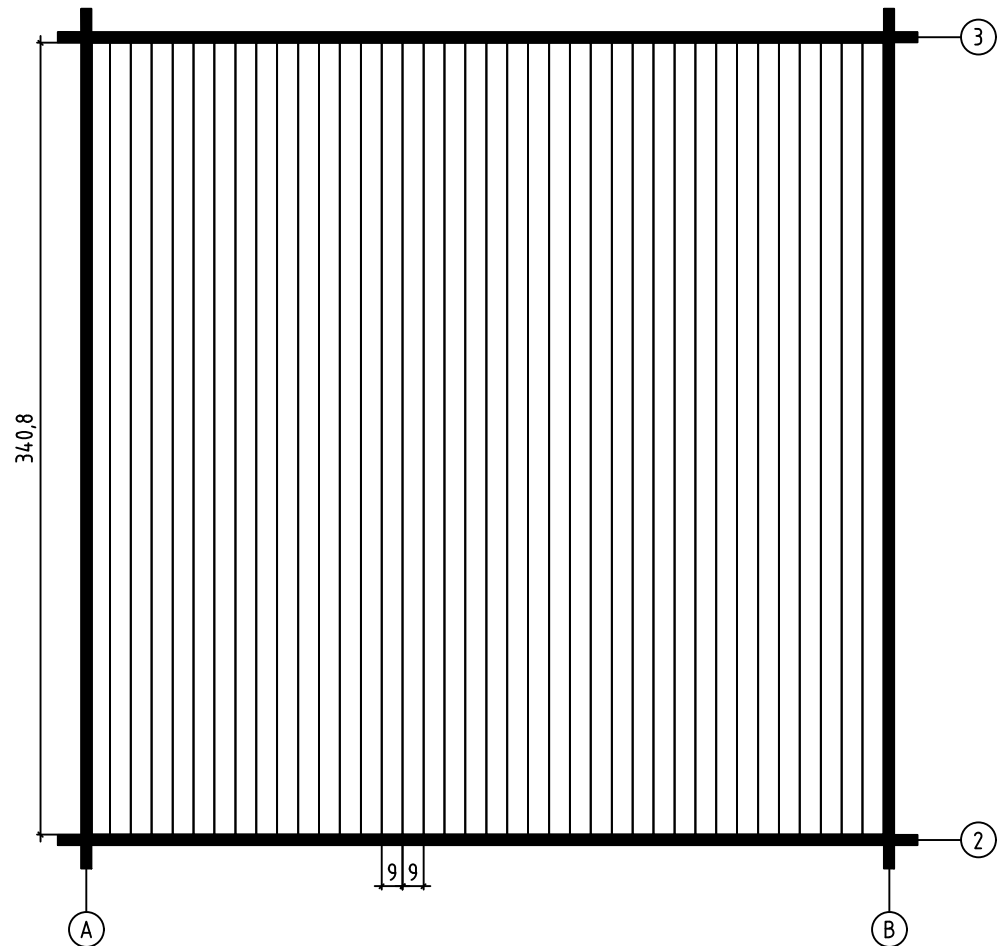


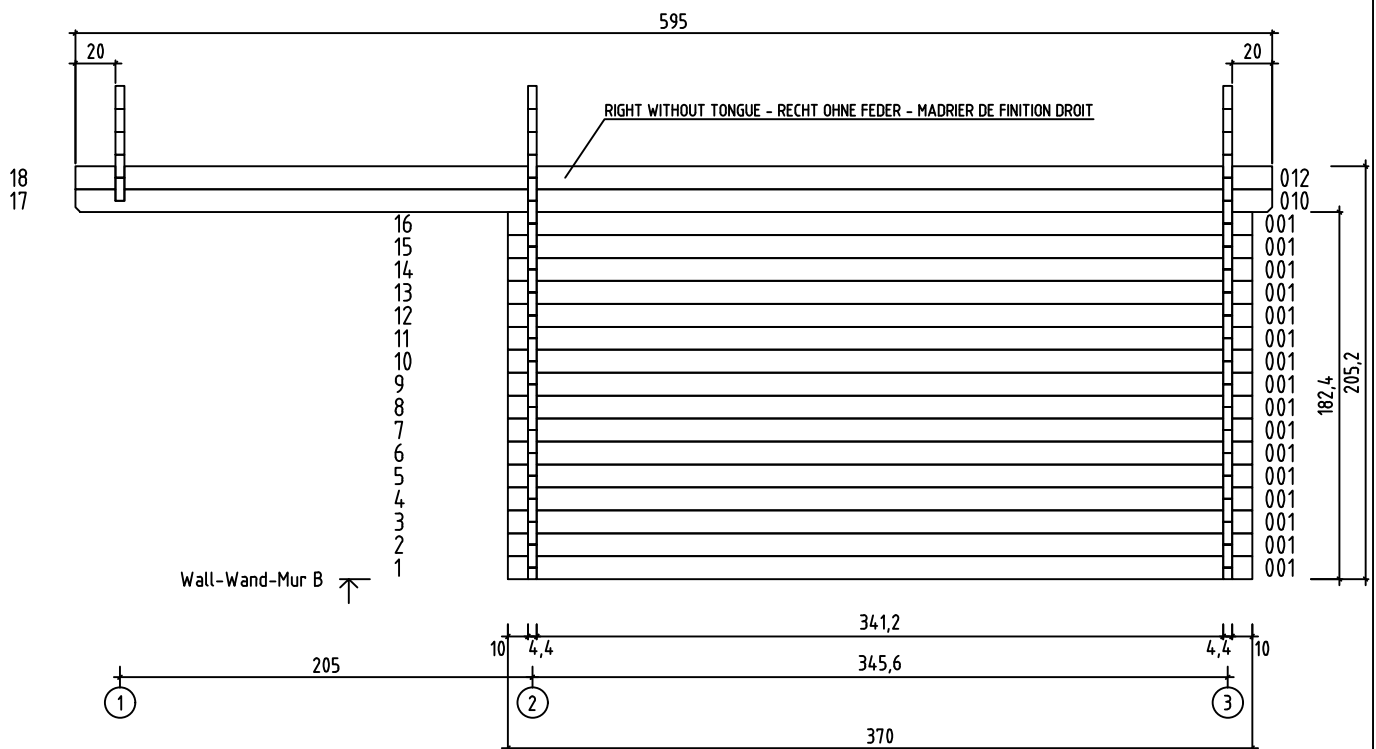
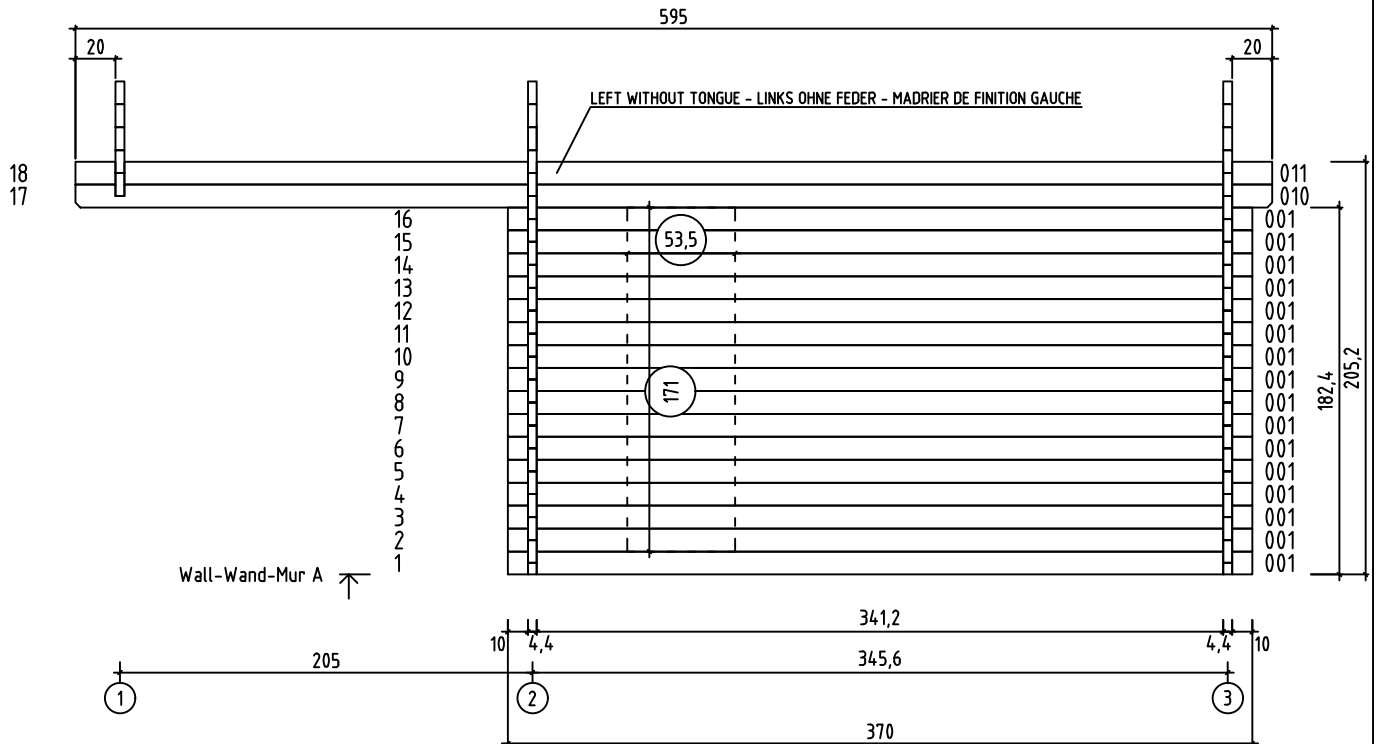
25.10.2016

FOUNDATION - FUNDAMENT - FONDATION



FLOOR BOARDS - FUSSBODENBRETTER - PLAN POSE PLANCHER

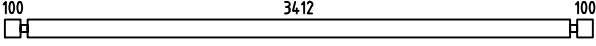

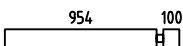

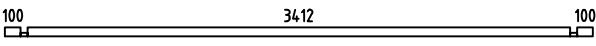



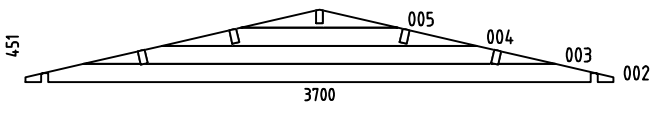
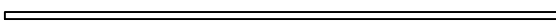

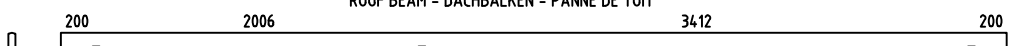






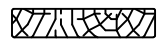










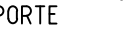












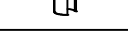


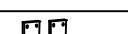







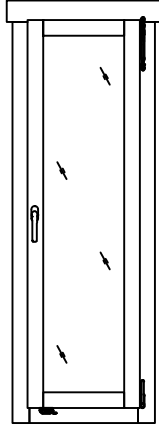
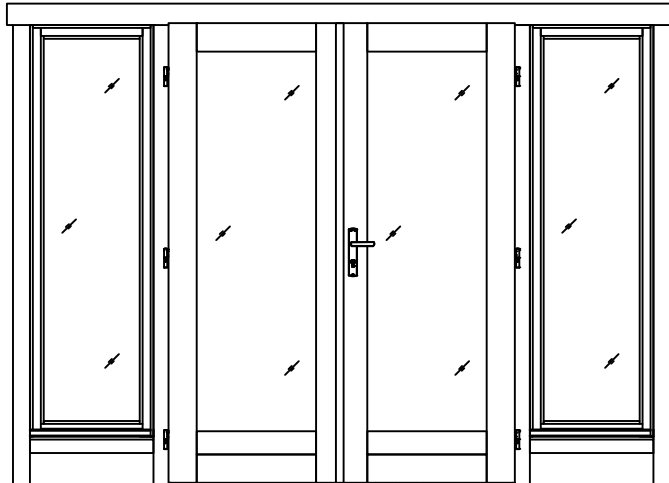
A SINGLE WINDOW (52.5x167.4 CM) HAS BEEN DELIVERED TOGETHER WITH THE BUILDING. YOU CAN CHOOSE THE LOCATION FOR WINDOW BY YOURSELF BY CUTTING THE WALL LOGS AS SHOWN IN THE PICTURE (SEE THE DOTTED LINE).

IM LIEFERUMFANG IST EIN EINZELFENSTER ENTHALTEN. DAFÜR IST ABER WERKSSEITIG KEINE AUSSPARUNG VORGEGEHEN SO DASS SIE FENSTER INDIVIDUELL VERBAUEN KÖNNEN. EINE ANLEITUNG HIERFÜR ENTNEHMEN SIE BITTE DER MONTAGEANLEITUNG (SIEHE BILD).

LE POSITIONNEMENT DE LA FENÊTRE NÉCESSITE LA DÉCOUPE PRÉALABLE DES MADRIERS. VEILLEZ RESPECTER LES COTES DE DÉCOUPES DANS LES MADRIERS INDIQUÉES SUR LE SCHÉMA. VOUS POUVEZ POSITIONNER, SELON VOTRE CONVENANCE, LA FENÊTRE DE CHAQUE CÔTÉ OU À L'ARRIÈRE D'ABRI.

Pos	25.10.2016	Art. Nr. 4421402	6/8	Q	P (mm)	L (mm)
Piece list - Stückliste - Liste des pièces						
001				50	44x114	3700
006				2	44x57	1098
007				2	44x114	1098
008				32	44x114	516
009				1	44x57	3700
010				2	44x114	5950
011				1	44x120	5950
012				1	44x120	5950
W1-1 W2-1 W3-1				1 1 1		
FOUNDATION - FUNDAMENT - FONDATION						
IAR1				2	45x45	3490
FOUNDATION - FUNDAMENT - FONDATION						
IAR2				9	45x45	3400
ROOF BEAM - DACHBALKEN - PANNE DE TOIT						
PR1				1	44x140	5950
ROOF BEAM - DACHBALKEN - PANNE DE TOIT						
A-PR1				4	44x140	5950
	FLOOR BOARDS - FUSSBODENBRETTER - LAME DE PLANCHER			38	90x18	3408
	ROOF BOARDS - DACHBRETTER - VOLIGES			134	90x18	2100
	FLOOR FILLET - FUSSBODENLEISTE - CORNIERE DE FINITION DU PLANCHER				18x18	13.63
	ROOFING FELT FILLET - DACHPAPPENLEISTE - BAGUETTE DE FIXATION DU FEUTRE BITUMEUX			4	18x58	2150
	POST - PFOSTEN - POTEAU			2	90x90	1845
TB	FASCIA BOARD - TRAUFBRETT - BANDEAU DE TOIT			4	18x90	2975
DRV	ROOF EDGE REINFORCEMENT - DACHRANDVERSTÄRKUNG - CORNIERE DE RENFORT DE BORD DE TOIT			4	28x34	2975
KFS-1	STORM PROTECTION - STURMLEISTE - LATTE ANTI-TEMPETE			4	22x45	2050
	GABLE MOULDING - GIEBELLEISTE - PLANCHE DE RIVE			4	18x120	2150
FS2	WINDOW HANDLE FITTINGS - FENSTERGRIFF - POIGNEE DE FENETRE			3		
HS8	SCREW FOR GABLE SEGMENT - SCHRAUBEN FÜR DECKBLATT - VIS POUR FIXATION LOSANGE DE FINITION			4	3.5x35	

Pos	25.10.2016 Art. Nr. 4421402 Piece list - Stückliste - Liste des pièces	7/8	Q	P (mm)	L (mm)
HS9	SCREW FOR GABLE MOULDING - SCHRAUBEN FÜR GIEBELLEISTE - VIS POUR FIXATION PLANCHE DE RIVE		32	3.5x50	
HS12	SCREW FOR FASCIA BOARDS - SCHRAUBEN FÜR TRAUFBRETTEN - VIS POUR FIXATION BANDEAU DE TOIT		28	4x40	
HS12	SCREW FOR ROOF EDGE REINFORCEMENT - SCHRAUBEN FÜR DACHRANDVERSTÄRKUNG - VIS POUR FIXATION CORNIÈRE RENFORT DE BORD DE TOIT		28	4x40	
HS12	SCREW FOR DOOR COVERING MOULDING - SCHRAUBEN FÜR DECKUNGSPROFIL - VIS DE FIXATION PROFILS DE FINITION VERTICAUX A FIXER A L'EXTERIEUR DU CADRE DE LA PORTE		10	4x40	
HS13	SCREW FOR POST - SCHRAUBEN FÜR PFOSTEN - VIS DE FIXATION DES POTEAUX		4	4.5x80	
HS18	SCREW FOR GABLE - SCHRAUBEN FÜR GIEBEL - VIS POUR FIXATION DES PIGNONS		6	5x120	
HS18	SCREW FOR ROOF BEAMS - SCHRAUBEN FÜR DACHBALKEN - VIS POUR FIXATION PANNES DE TOIT		15	5x120	
HS16	SCREW FOR 1. WALL BEAM - SCHRAUBE FÜR 1. BOHLENREIHE - VIS DE FIXATIONS 1ere RANGÉE DE MADRIERS AVEC POUTRELLES DE FONDATIONS		8	5x90	
HS16	SCREW FOR FOUNDATION - SCHRAUBEN ZUR BEFESTIGUNG FUNDAMENT - VIS DE FIXATIONS DES POUTRELLES DE FONDATIONS		22	5x90	
HS16	SCREW FOR DOOR JAMB - SCHRAUBE FÜR TÜRRAHMEN - VIS DE FIXATION PARTIE HAUTE AVEC MONTANTS DU CADRE DE PORTE		8	5x90	
HS20	SCREW FOR POST HEIGHT ADJUSTMENT - SCHRAUBEN FÜR REGULIERUNGSSCHRAUBE FÜR PFOSTEN - VIS DE FIXATION DE SUPPORT REGLABLE DE POTEAU		16	6x50	
NF2	ZN NAIL FOR FLOOR FILLET - ZN NÄGEL FÜR FUSSBODENLEISTE - POINTE POUR CORNIÈRE DE FINITION DU PLANCHER		28	1.4x40	
SH44	HAMMER BLOCK - SCHLAGHOLZ - CALLE DE FRAPPE		1		
SFS	NUT FOR STORM PROTECTION - SCHRAUBENMUTTER FÜR STURMLEISTE - ECROU POUR LATTE ANTI-TEMPETE		8	D8	
NF4	ZN NAIL FOR ROOF - ZN NÄGEL FÜR DACHBRETTEN - POINTE POUR FIXATION VOLIGES DE TOIT		561	2x50	
NF4	ZN NAIL FOR FLOOR - ZN NÄGEL FÜR FUSSBODENBRETTEN - CLOUS POUR PLANCHER		273	2x50	
NF5	ZN NAIL FOR ROOFING FELT FILLET - ZN NÄGEL FÜR DACHPAPPENLEISTE - POINTE POUR BAGUETTE DE FIXATION FEUTRE BITUMEUX		24	2x40	
BFS	BOLT FOR STORM PROTECTION - BOLZEN FÜR STURMLEISTE - BOULON POUR LATTE ANTI-TEMPETE		8	8x80	
MH	MALE BOLT HINGE FOR DOOR - TÜRRIEGEL - PARTIE MALE DE PAUMELLE DE PORTE		6	14x80	
HC	COVERS FOR DOOR HINGES - SCHUTZKAPPE FÜR TÜRBAND - COUVERTURE DE PAUMELLE DE PORTE		12		
HS25	SCREW FOR DOORSTEP - SCHRAUBEN FÜR SWELLE - VIS POUR FIXATION BARRE DE SEUIL		3	4.5x65	
DFS	WASHER FOR STORM PROTECTION - DICHTSCHEIBE FÜR STURMLEISTE - RONDELLE POUR LATTE ANTI-TEMPETE		8	D8	
TL4	DOOR HANDLE FITTINGS - TÜRRGRIFF - POIGNEE DE PORTE		1		
TL5	SET OF DOOR LOCK COVERS - SCHLOSSBLENDEN - SET DE GARNITURES DE PORTE		1		
	CYLINDER LOCK - ZYLINDERSCHLOSS - BARILLET DE PORTE		1	30x35	

Pos	25.10.2016	Art. Nr. 4421402 Piece list - Stückliste - Liste des pièces	8/8	Q	P (mm)	L (mm)
GS	GABLE SEGMENT - DECKBLATT - LOSANGE DE FINITION			2		
	POST HEIGHT ADJUSTMENT - REGULIERUNGSSCHRAUBE FÜR PFOSTEN - SUPPORT RÉGLABLE DE POTEAU			2	D16	
	STRIKER FOR BARREL BOLT - HÜLSE FÜR GRENDELRIEGEL - GACHE AU SOL DU TARGETTE			2		
	WINDOW - FENSTER - FENETRE 525x1674		AK.1.100.PSP.g DGP+	1		
	DOOR - TÜR - PORTE 2658x1957		3UK.1.100.PVP.MMc DGP+	1		
		