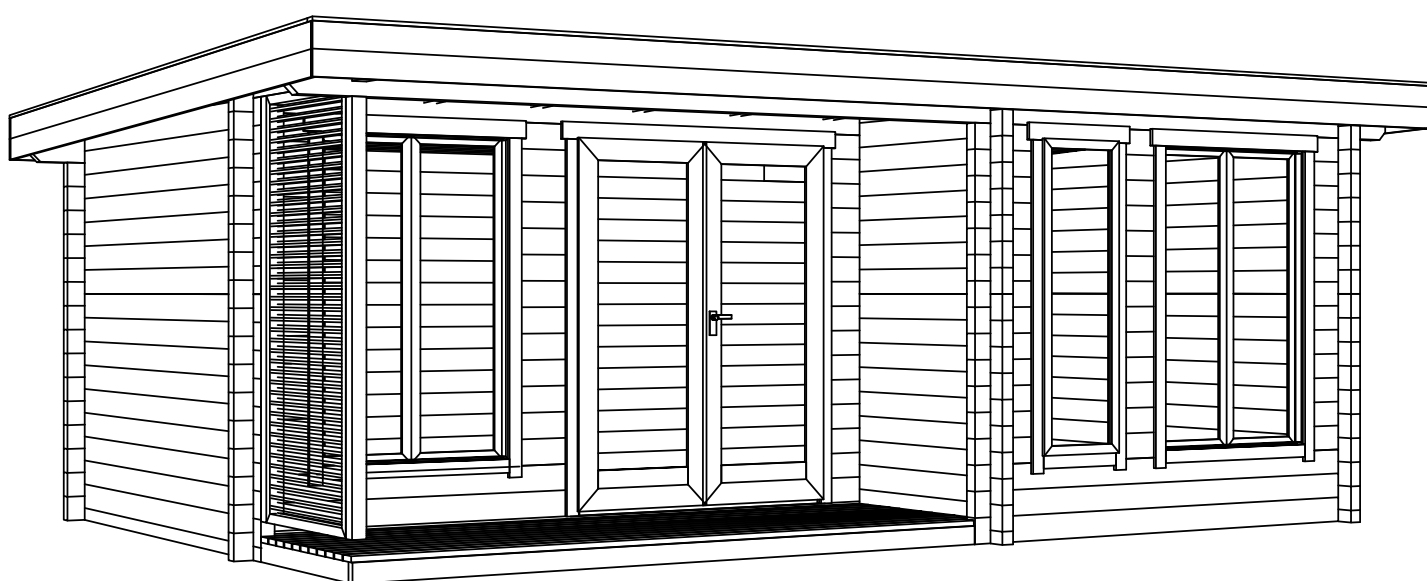
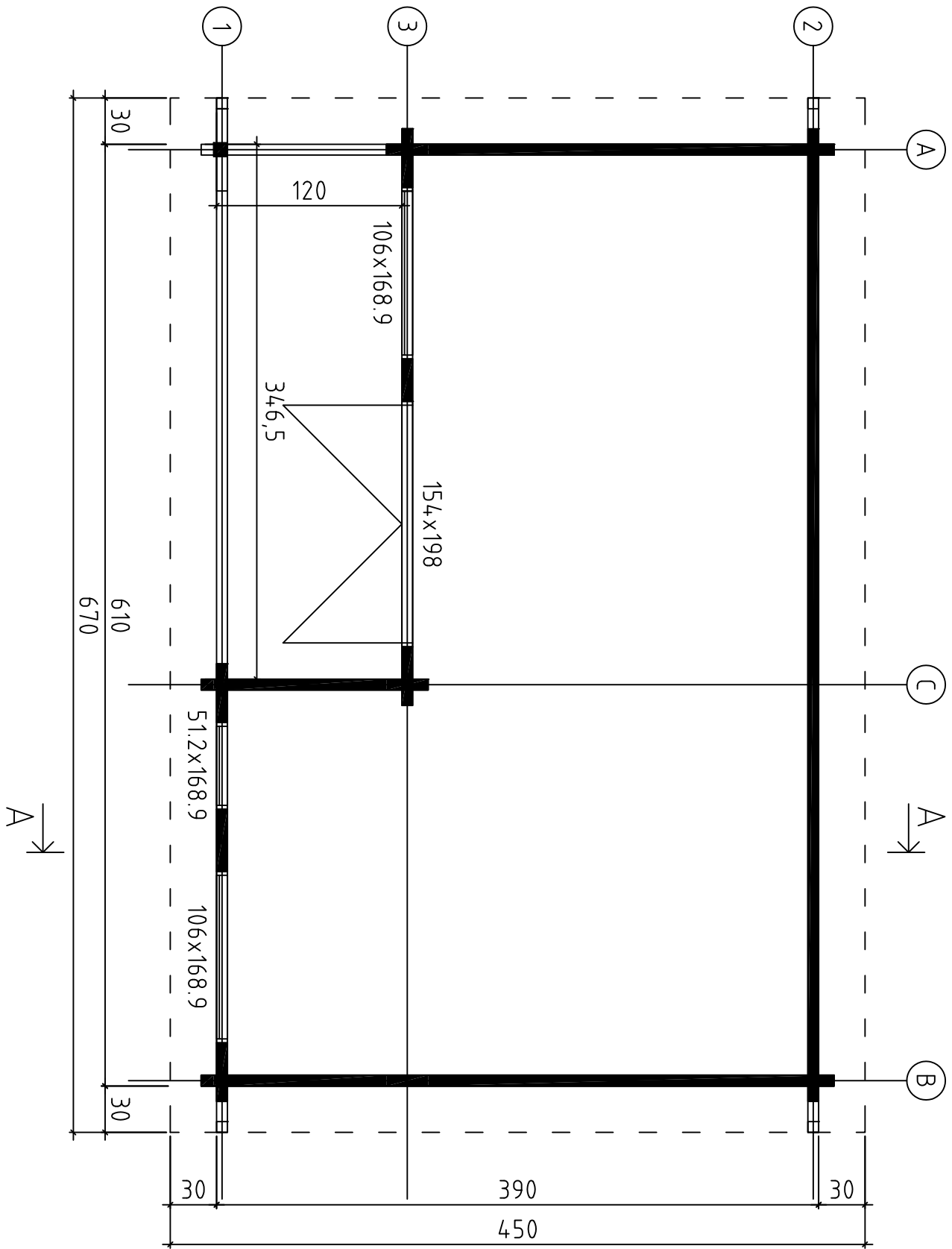


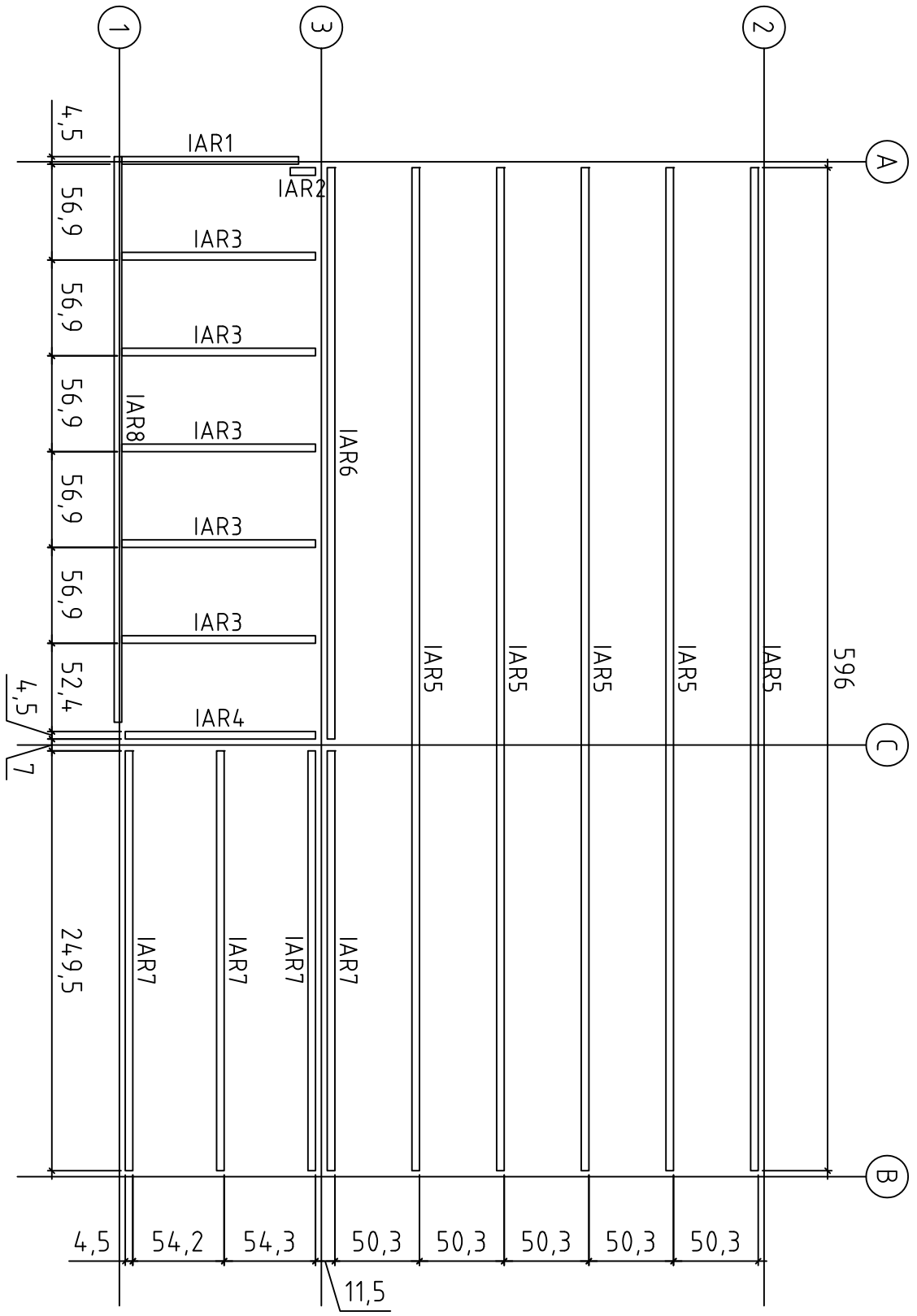
ORKNEY 6  
Art.No. 704742  
1/17



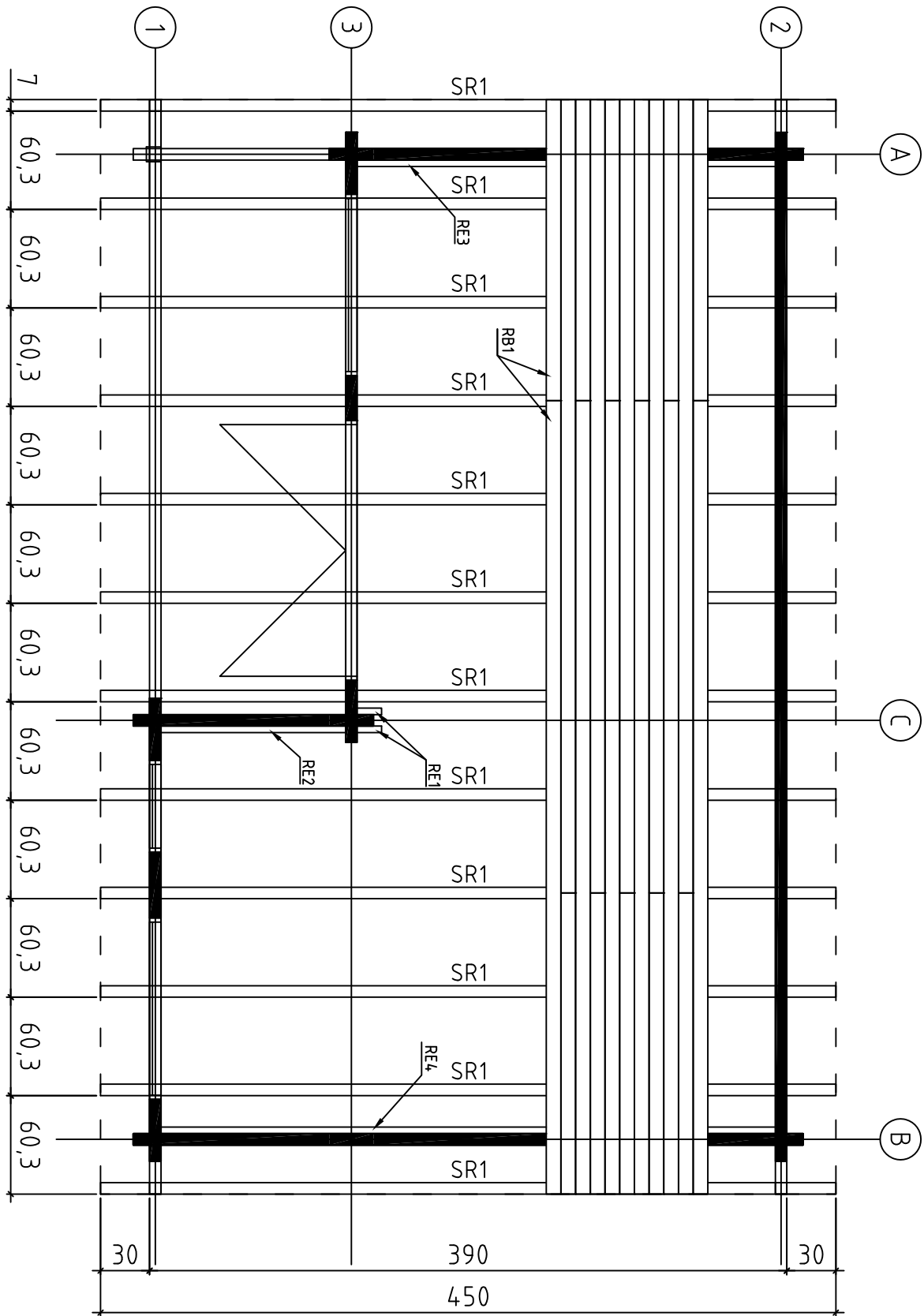
ORKNEY 6, Art.No.704742  
GROUNDPLAN - GRUNDPLAN - PLAN DE MASSE



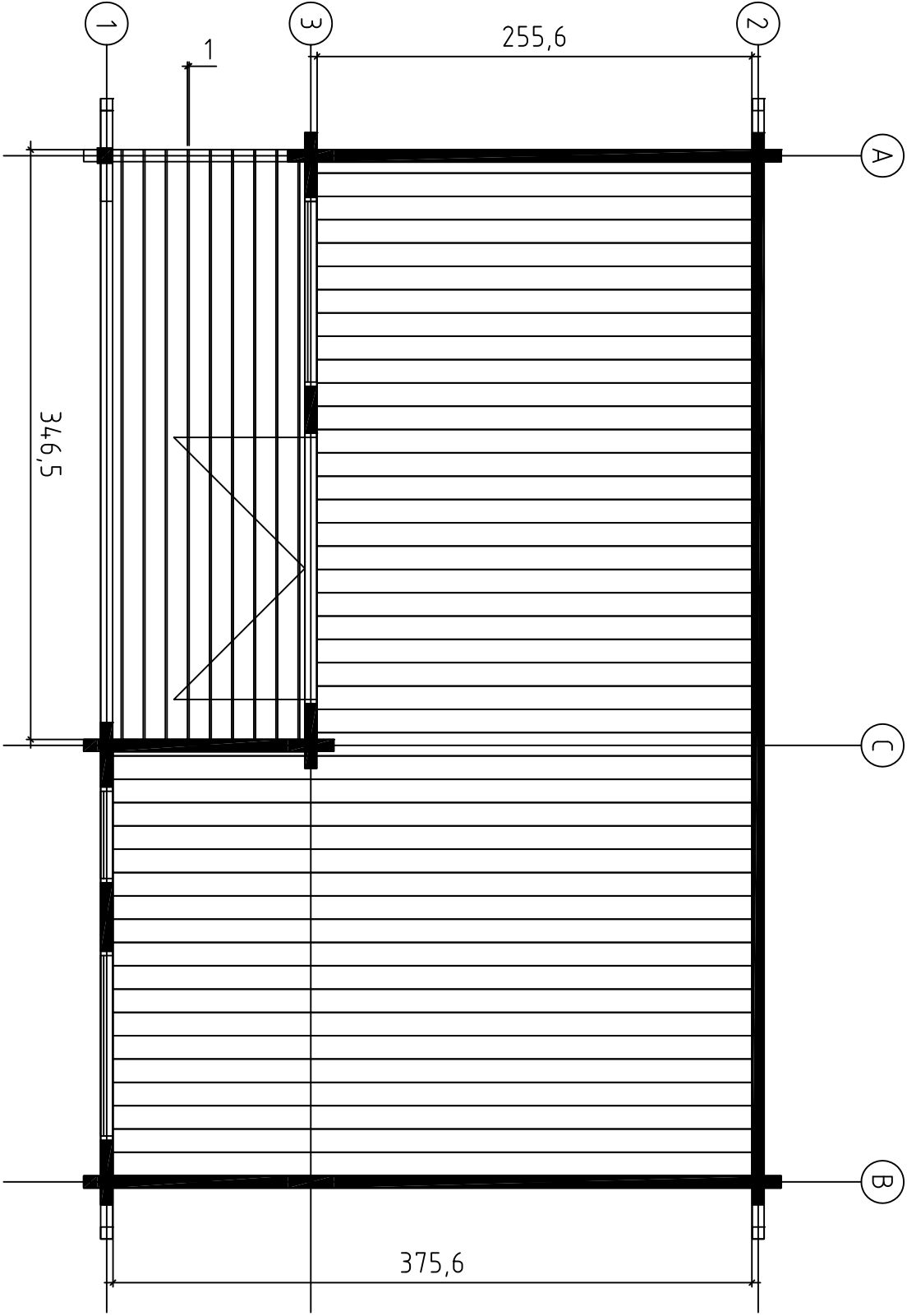
ORKNEY 6, Art.No.704742  
 FOUNDATION - FUNDAMENT - FONDATION



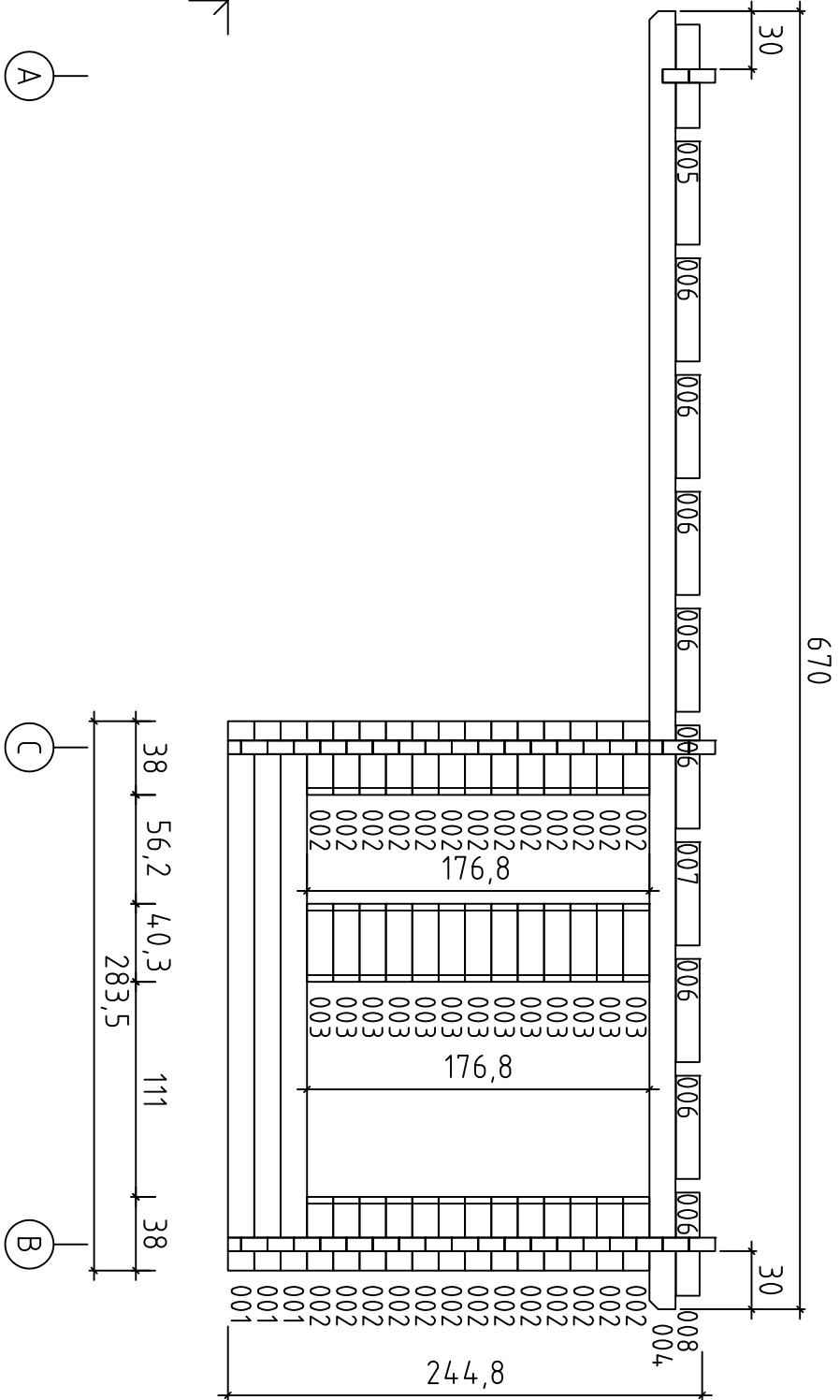
RAFTERS PLAN - DACHSPARREN - PLAN DE CHEVRON

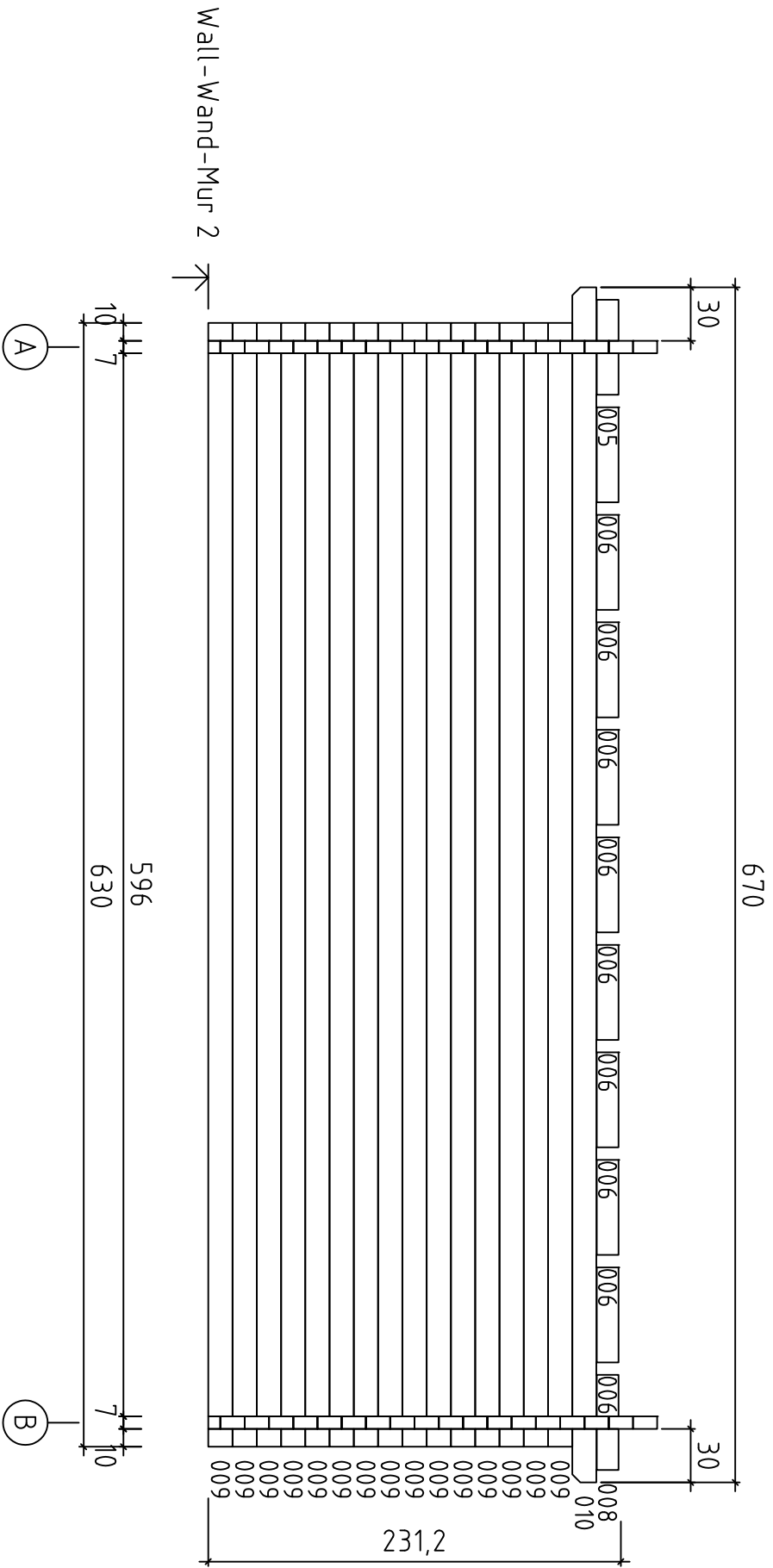


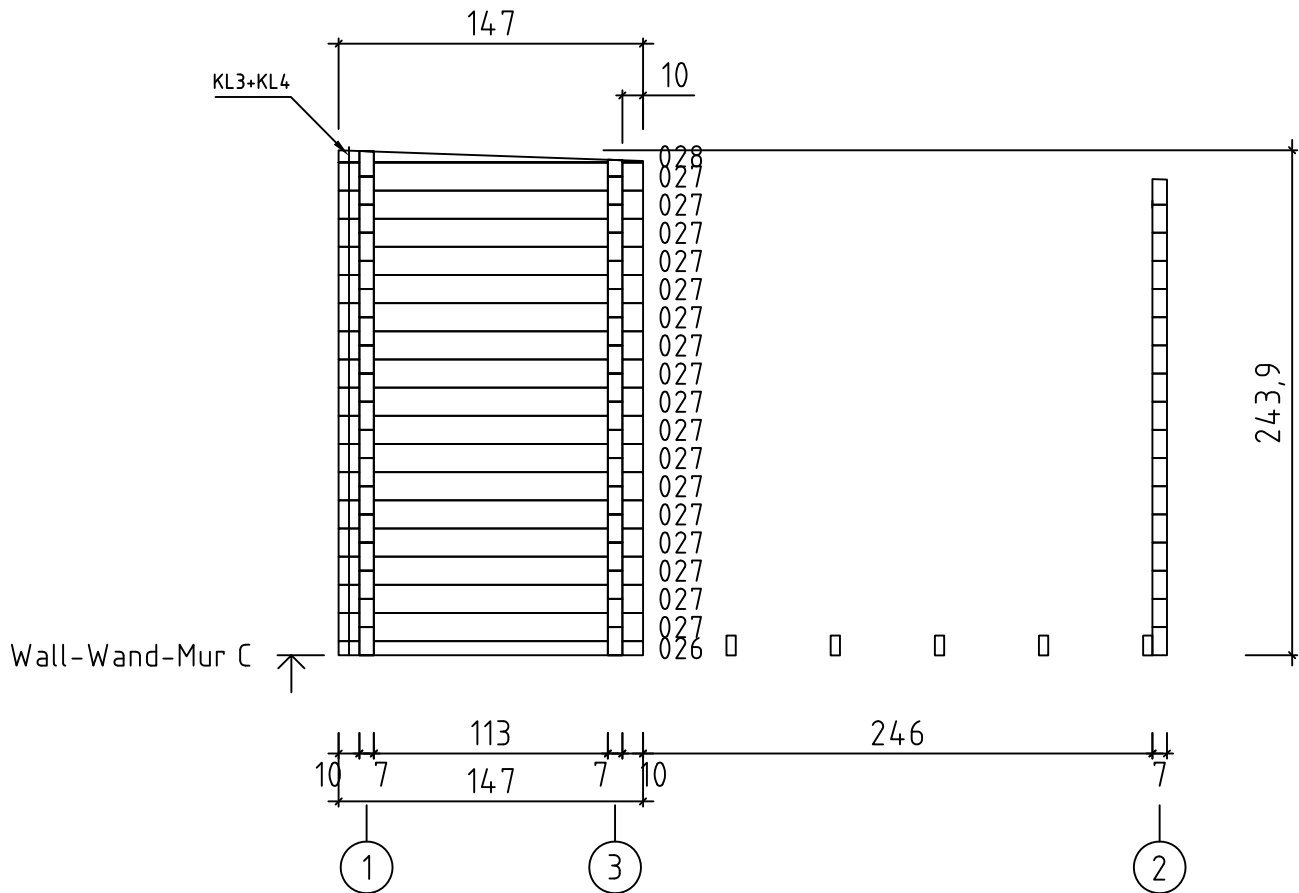
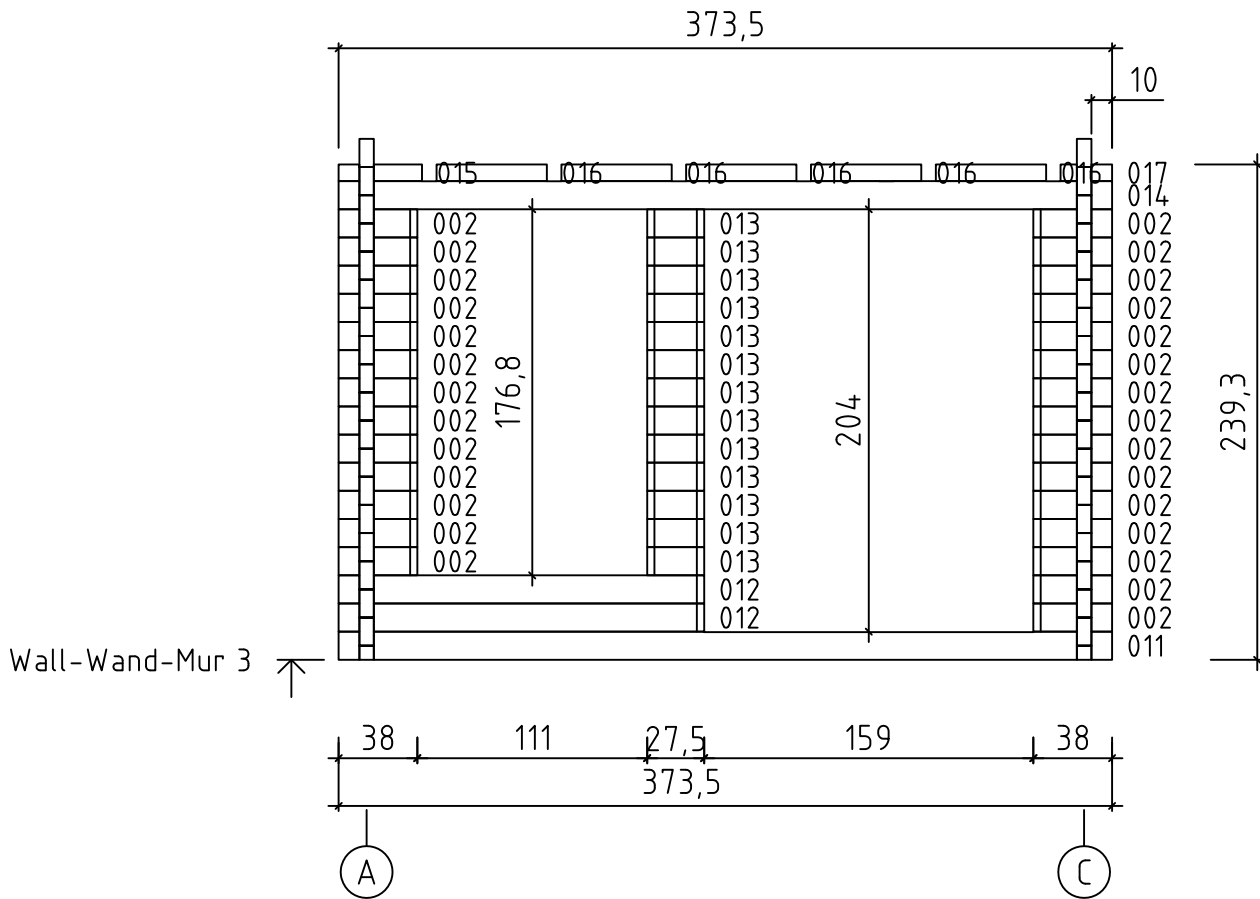
ORKNEY 6, Art.No.704742  
FLOOR BOARDS - FUSSBODENBRETTER - PLAN POSE PLANCHER



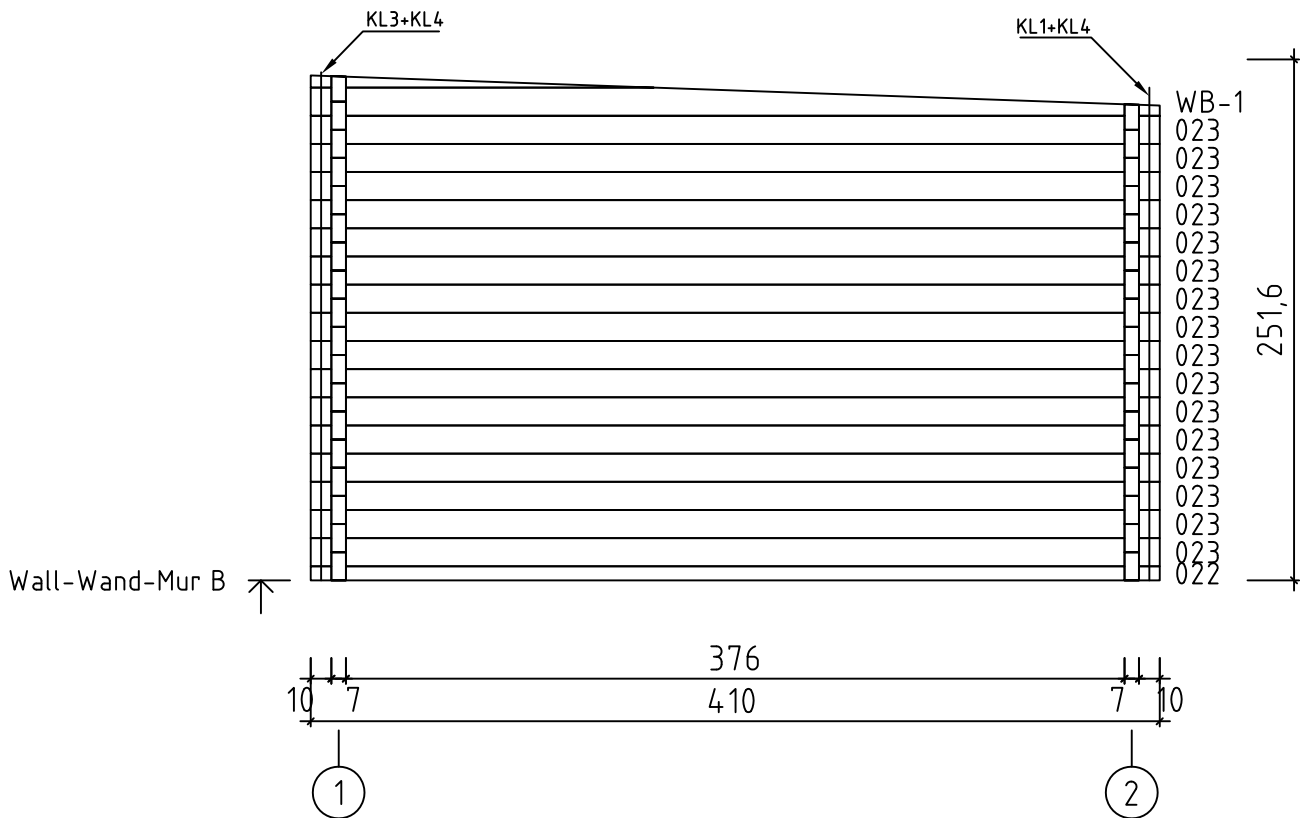
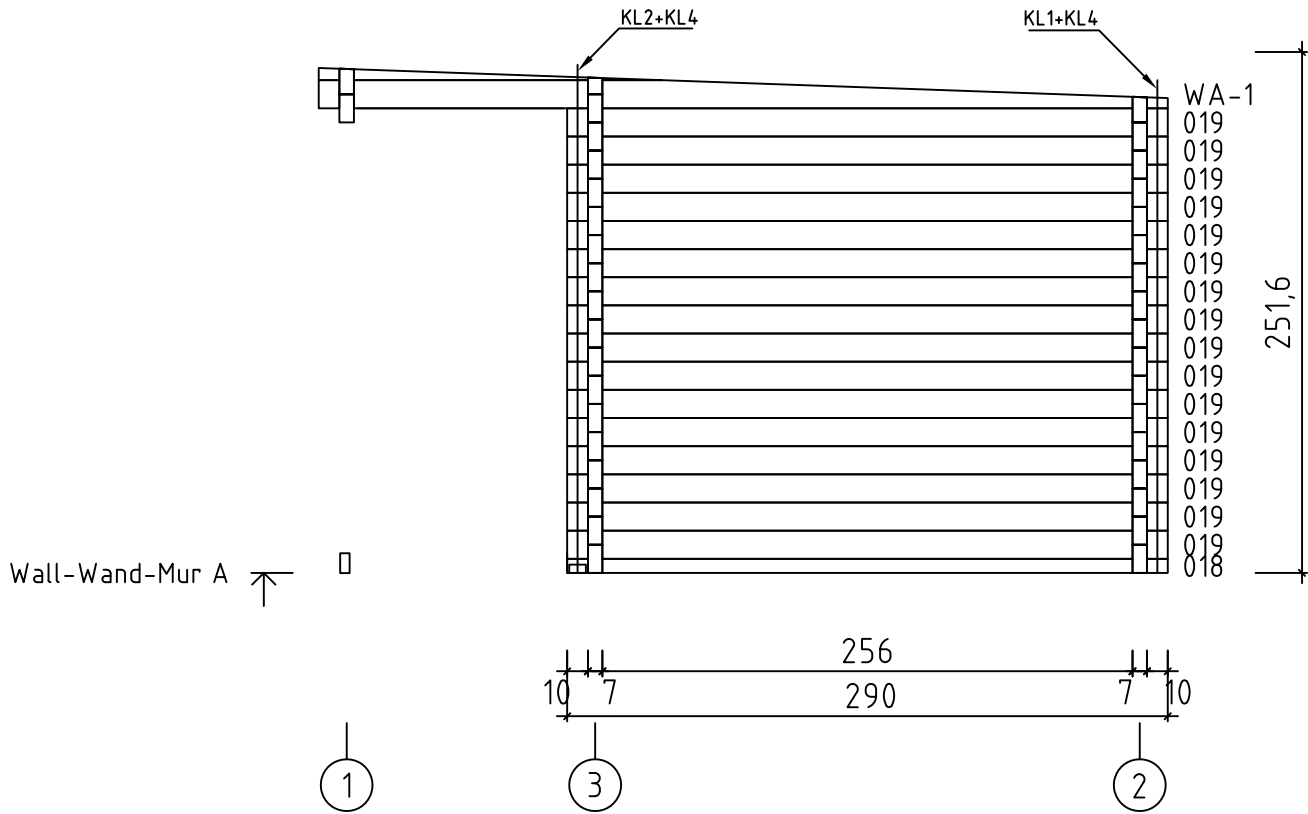
Wall-Wand-Mur 1 ↗

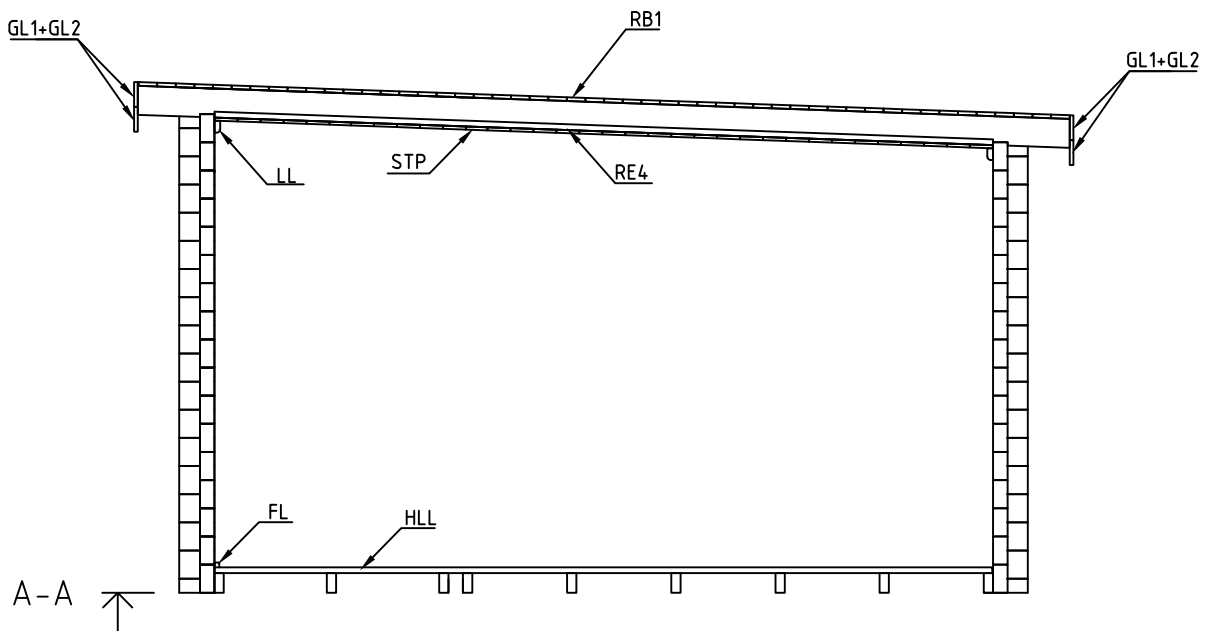
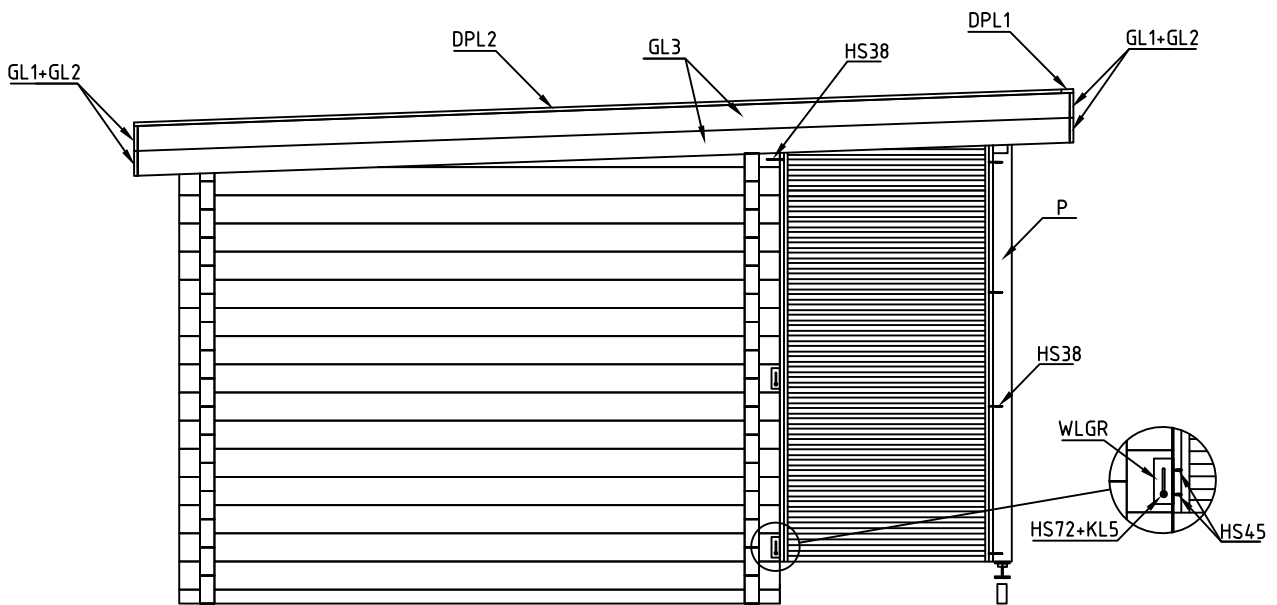
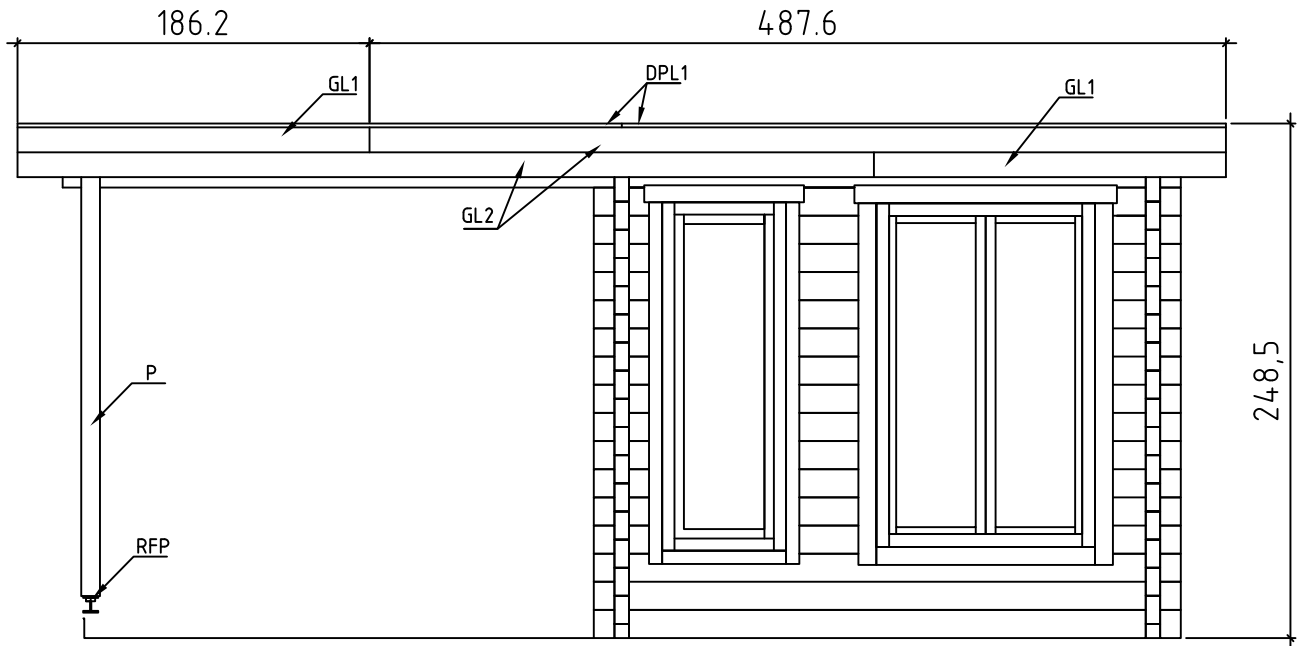


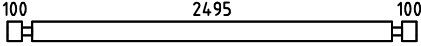


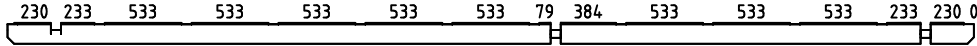




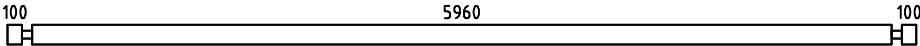
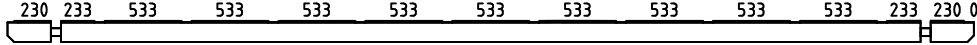
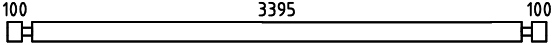
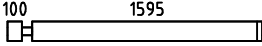

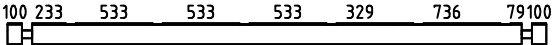



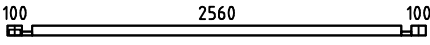
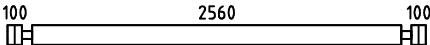
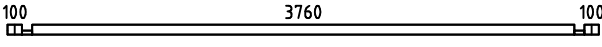
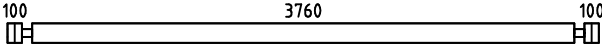
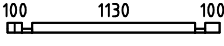
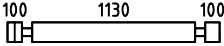
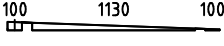
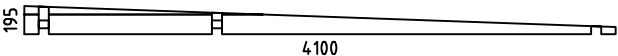


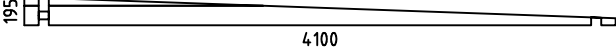

















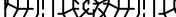









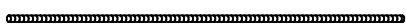
















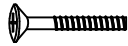















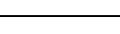





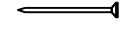















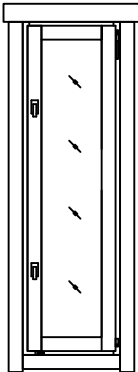
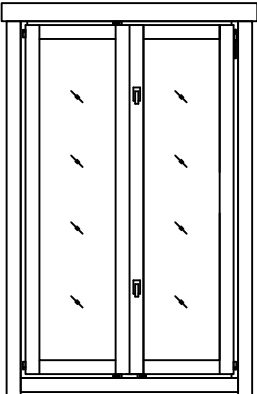
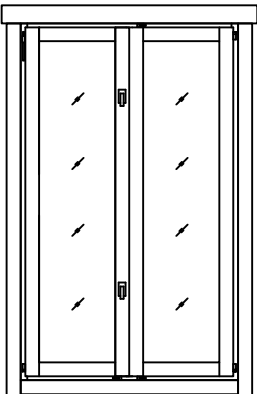
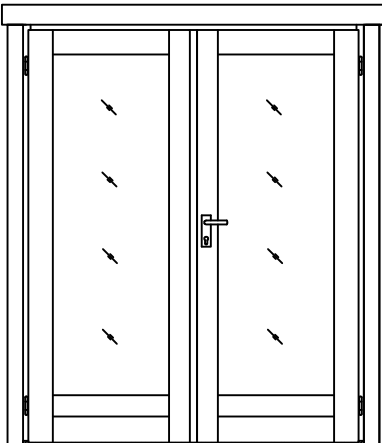
Pos	ORKNEY 6, Art.No.704742 Piece list - Stückliste - Liste des pieces	Q.	P (mm)	L (mm)
001		3	70x136	2835
002		54	70x136	380
003		13	70x136	403
004		1	70x136	6700
005		2	70x123	533
006		17	70x123	533
007		1	70x123	533
008		2	70x123	533
009		15	70x136	6300
010		1	70x136	6700
011		1	70x136	3735
012		2	70x136	1765
013		13	70x136	275
014		1	70x136	3735
015		1	70x81	403
016		5	70x81	533
017		1	70x81	249
018		1	70x68	2900
019		16	70x136	2900
022		1	70x68	4100
023		16	70x136	4100
026		1	70x68	1470
027		17	70x136	1470
028		1	70x59	1470
WA-1		1		

Pos	ORKNEY 6, Art.No.704742 Piece list - Stückliste - Liste des pieces	Q.	P (mm)	L (mm)
WB-1		1		
IAR5	FOUNDATION - FUNDAMENT - FONDATION 	5	45x96	5960
IAR6	FOUNDATION - FUNDAMENT - FONDATION 	1	45x96	3395
IAR8	FOUNDATION - FUNDAMENT - FONDATION 	1	45x96	3361
IAR7	FOUNDATION - FUNDAMENT - FONDATION 	4	45x96	2495
IAR3	FOUNDATION - FUNDAMENT - FONDATION 	5	45x96	1151
IAR4	FOUNDATION - FUNDAMENT - FONDATION 	1	45x96	1130
IAR1	FOUNDATION - FUNDAMENT - FONDATION 	1	45x96	1051
IAR2	FOUNDATION - FUNDAMENT - FONDATION 	1	45x96	150
SR1	RAFTER - DACHSPARREN - CHEVRON 	6	70x140	4508
SR1	RAFTER - DACHSPARREN - CHEVRON 	6	70x140	4508
STP	CEILING BOARDS - DECKENBRETTER - VOLIGES SOUS PLAFOND 	23	111x15	3882
STP	CEILING BOARDS - DECKENBRETTER - VOLIGES SOUS PLAFOND 	11	111x15	2491
STP	CEILING BOARDS - DECKENBRETTER - VOLIGES SOUS PLAFOND 	23	111x15	2074
HLL	FLOOR BOARDS - FUSSBODENBRETTER - LAME DE PLANCHER 		137x28	135.3 m.
RB1	ROOF BOARDS - DACHBRETTER - VOLIGES 	51	90x18	4857
RB1	ROOF BOARDS - DACHBRETTER - VOLIGES 	51	90x18	1843
SV2	TERRACE BOARDS - TERRASSENBRETTER - PLANCHER DE TERRASSE 	9	120x28	3465
SV2	TERRACE BOARDS - TERRASSENBRETTER - PLANCHER DE TERRASSE 	1	120x28	3395
LL	CEILING FILLET - DECKELEISTE - PROFIL DE FINITION POUR SOUS PLAFOND 		13x40	19.43
FL	FLOOR FILLET-FUSSBODENLEISTE - CORNIERE DE FINITION DU PLANCHER 		18x18	19.42
DPL1	ROOFING FELT FILLET - DACHPAPPENLEISTE - BAGUETTE DE FIXATION DU FEUTRE BITUMEUX 	2	18x58	3369
DPL2	ROOFING FELT FILLET - DACHPAPPENLEISTE - BAGUETTE DE FIXATION DU FEUTRE BITUMEUX 	2	18x58	4481
KL1	TREADED ROD M12 - GEWINDESTANGE M12 - TIGE FILETÉE M12 	2		325
KL2	TREADED ROD M12 - GEWINDESTANGE M12 - TIGE FILETÉE M12 	1		384

Pos	ORKNEY 6, Art.No.704742 Piece list - Stückliste - Liste des pieces	Q.	P (mm)	L (mm)
KL3	TREADED ROD M12 - GEWINDESTANGE M12 - TIGE FILETÉE M12 	2		467
KL4	TREADED ROD M12 - GEWINDESTANGE M12 TIGE FILETÉE M12 	5		2000
RE1	HOLDER FOR CEILING BOARDS - HALTER FÜR DECKENBRETTER - SUPPORT POUR PANNEAUX DE PLAFOND 	1	45x45	150
RE2	HOLDER FOR CEILING BOARDS - HALTER FÜR DECKENBRETTER - SUPPORT POUR PANNEAUX DE PLAFOND 	1	45x45	1129
RE3	HOLDER FOR CEILING BOARDS - HALTER FÜR DECKENBRETTER - SUPPORT POUR PANNEAUX DE PLAFOND 	1	45x45	2560
RE4	HOLDER FOR CEILING BOARDS - HALTER FÜR DECKENBRETTER - SUPPORT POUR PANNEAUX DE PLAFOND 	1	45x45	3760
LPL	FIXING FILLET - FIXIRUNGSLEISTE - PROFIL DE FIXATION 	2	20x70	512
LPL	FIXING FILLET - FIXIRUNGSLEISTE - PROFIL DE FIXATION 	4	20x70	1060
LPL	FIXING FILLET - FIXIRUNGSLEISTE - PROFIL DE FIXATION 	1	20x70	1540
LPL	FIXING FILLET - FIXIRUNGSLEISTE - PROFIL DE FIXATION 	6	20x70	1729
LPL	FIXING FILLET - FIXIRUNGSLEISTE - PROFIL DE FIXATION 	2	20x70	2000
P	POST - PFOSTEN - POTEAU 	1	90x90	2040
TBE6	FIXING FILLET FOR WINDOW - FIXIRUNGSLEISTE FÜR FENSTER - PROFIL DE FIXATION DES FENETRES 	6	28x34	1729
TBE6	FIXING FILLET FOR DOOR - FIXIRUNGSLEISTE FÜR TÜR - PROFIL DE FIXATION DES PORTES 	2	28x34	2000
GL1	GABLE MOULDING - GIEBELLEISTE - PLANCHE DE RIVE 	4	18x120	1862
GL2	GABLE MOULDING - GIEBELLEISTE PLANCHE DE RIVE 	4	18x120	4876
GL3	GABLE MOULDING - GIEBELLEISTE PLANCHE DE RIVE 	4	18x120	4504
FS	WINDOW HANDLE FITTINGS-FENSTERGRIFF - POIGNÉE D'OUVERTURE DE FENETRE 	6		
TS	BOLT FOR WINDOW HANDLE FITTINGS - BOLZEN FÜR FENSTERGRIFF BESCHLAG - BOULON POUR POIGNÉE D'OUVERTURE DE FENETRE 	12		
KL4	LENGTHENING BOLT FOR TREADED ROD -VERLÄNGERUNGSMUTTER FÜR GEWINDESTANGE - MANCHON DE RACCORDEMENT DE TIGE FILETÉE 	5		
KL1	DRIVE NUT TREADED ROD - EINSHLAGMUTTER FÜR GEWINDESTANGE - ÉCROU A FRAPPER POUR TIGE FILETÉE 	5		
KL2	NUT FOR TREADED ROD - MUTTER FÜR GEWINDESTANGE - ÉCROU POUR TIGE FILETÉE 	5		
KL3	PLAIN WASHER TREADED ROD - UNTERLEGSSCHEIBE FÜR GEWINDESTANGE - RONDELLE PLATE POUR TIGE FILETÉE 	5		
HS83	SCREW FOR FIXING FILLET - SCHRAUBEN FÜR FIXIRUNGSLEISTE - VIS POUR PROFIL DE FIXATION 	65	3.5x50	
HS84	SCREW FOR FIXING FILLET - SCHRAUBEN FÜR FIXIRUNGSLEISTE - VIS POUR PROFIL DE FIXATION 	40	3.5x50	

Pos	ORKNEY 6, Art.No.704742 Piece list - Stückliste - Liste des pieces		Q.	P (mm)	L (mm)
HS16	SCREW FOR GABLE MOULDING - SCHRAUBEN FÜR GIEBELLEISTE - VIS DE FIXATION POUR PLANCHE DE RIVE		124	3.5x50	
HS38	SCREW FOR FIXING TERRACE RAILING - SCHRAUBE FÜR TERRASSE VIS DE FIXATION DE GARDE-CORPS DE TERRASSE		5	4.5x80	
HS37	SCREW FOR POST - SCHRAUBEN FÜR PFOSTEN - VIS DE FIXATION DES POTEAUX		2	4.5x80	
HS45	SCREW FOR SLIDING WALL TIE - SCHRAUBEN FÜR WAND SCHIEBEREGLER VIS POUR FIXATION ÉQUERRE MÉTALLIQUE AU PARAVENT		8	4x20	
NFD	SCREW FOR ROOFING FELT FILLET - SCHRAUBEN FÜR DACHPAPPEN-LEISTE - VIS POUR BAGUETTE FIXATION FEUTRE BITUMEUX		36	4x40	
HS43	SCREW FOR ROOF BEAMS - SCHRAUBEN FÜR DACHBALKEN - VIS POUR PANNE DE TOIT		30	5x120	
	SCREW FOR GABLE - SCHRAUBEN FÜR GIEBEL - VIS POUR FIXATION DES PIGNONS		8	5x120	
HS39	SCREW FOR FUNDAMENT - SCHRAUBEN ZUR BEFESTIGUNG FUNDAMENT - VIS POUR FONDATION		42	5x90	
HS81	SCREW FOR CEILING BOARD HOLDER - SCHRAUBE FÜR DECKENBRETTER HALTER - VIS DE FIXATION SUPPORT POUR PANNEAUX DE PLAFOND		26	5x90	
HS48	SCREW FOR Pos. 005-008; 015-017 - SCHRAUBEN FÜR für Pos. 005-008; 015-017 VIS POUR FIXATION DERNIÈRE RANGÉE MADRIERS (Pos. 005-008; 015-017)		58	6x180	
HS49	SCREW FOR POST HEIGHT ADJUSTMENT - SCHRAUBEN FÜR REGULIERUNGSSCHRAUBE FÜR PFOSTEN - VIS DE FIXATION DE SUPPORT RÉGLABLE DE POTEAU		8	6x50	
HS72	SCREW FOR SLIDING WALL TIE - SCHRAUBEN FÜR WAND SCHIEBEREGLER VIS POUR FIXATION ÉQUERRE MÉTALLIQUE AU PARAVENT		2	5x60	
	ZN NAIL FOR TERRACE - ZN NÄGEL FÜR TERRASSENBRETTER - POINTE POUR PLANCHER DE TERRASSE		145	2x50	
SH70	HAMMER BLOCK - SCHLAGHOLZ - CALLE DE FRAPPE		2		
MS	SCREW FOR DOORSTEP - SCHRAUBEN FÜR TÜRSCHWELLE - VIS DE FIXATION DU SEUIL DE PORTE		3	4.5x65	
NFF	ZN NAIL FOR FILLETS - ZN NÄGEL FÜR LEISTEN - POINTE POUR CORNIERE		78	1.4x40	
KL5	PLAIN WASHER M6 - UNTERLEGSCHIEBE M6 - RONDELLE PLATE M6		2		
WLGR	SLIDING WALL TIE - SCHIEBEREGLER FÜR WAND - EQUERRE MÉTALLIQUE DE FIXATION DU PARAVENT		2		
	ZN NAIL FOR ROOF - ZN NÄGEL FÜR DACHBRETTER - POINTE POUR TOIT		704	2x50	
	ZN NAIL FOR CEILING BOARDS - ZN NÄGEL FÜR DECKENBRETTER - CLOUS POUR VOLIGES SOUS PLAFONDS		384	2x50	
	ZN NAIL FOR FLOOR - ZN NÄGEL FÜR FUSSBODENBRETTER - CLOUS POUR PLANCHER		316	2x50	
TS4	SET OF DOOR LOCK COVERS - SCHLOSSBLENDEN - SET DE GARNITURES DE SERRURE DE PORTE		1		
TS3	DOOR HANDLE FITTINGS-TÜRGRIF - SET DE GARNITURES DE SERRURE DE PORTE		1		
TS6	CYLINDER LOCK -ZYLINDERSCHLOSS - CYLINDRE DE SERRURE		1		
RFP	POST HEIGHT ADJUSTMENT - REGULIERUNGSSCHRAUBE FÜR PFOSTEN - SUPPORT RÉGLABLE DE POTEAU		1		

Pos	ORKNEY 6, Art.No.704742 Piece list - Stückliste - Liste des pieces	Q.	P (mm)	L (mm)
	TERRACE RAILING - TERRASSE - GARDE-CORPS DE TERRASSE  	1		2040

Pos	ORKNEY 6, Art.No.704742 Piece list - Stückliste - Liste des pieces			
Premium A.OP.b	WINDOW-FENSTER-FENETRE 552x1729  	1		
Premium TA .OP.b	WINDOW-FENSTER-FENETRE 1100x1729  	1		
Premium TA .OV.b	WINDOW-FENSTER-FENETRE 1100x1729  	1		
Premium TU .10P.b	DOOR-TÜR-PORTE 1580x2000  	1		



