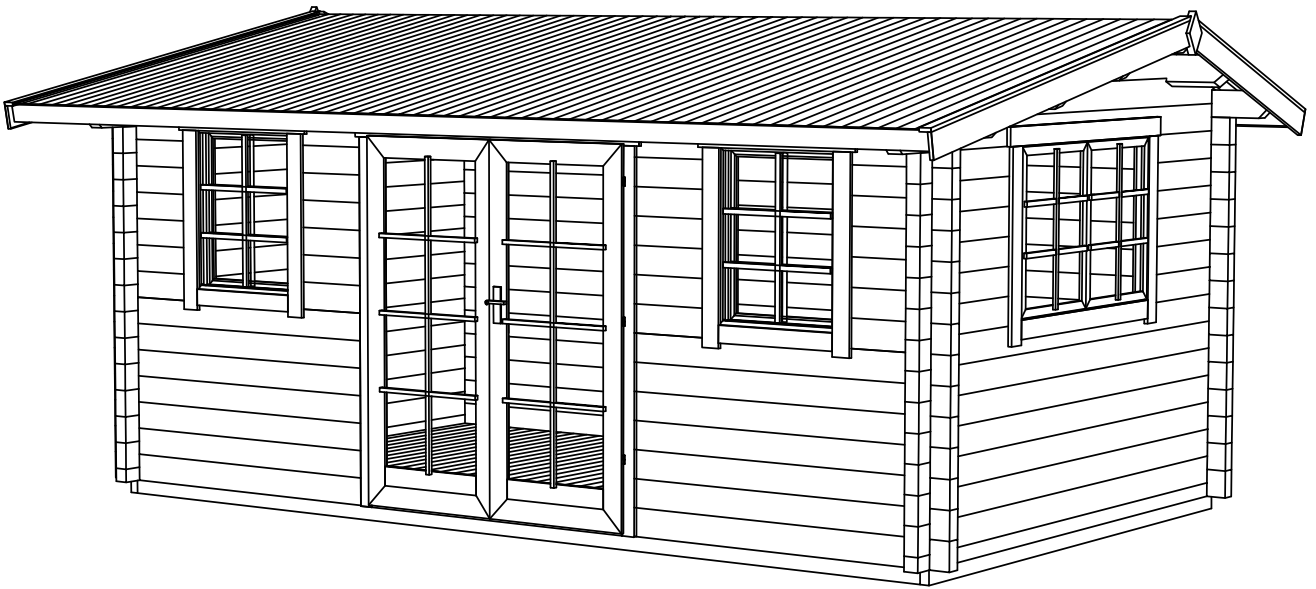
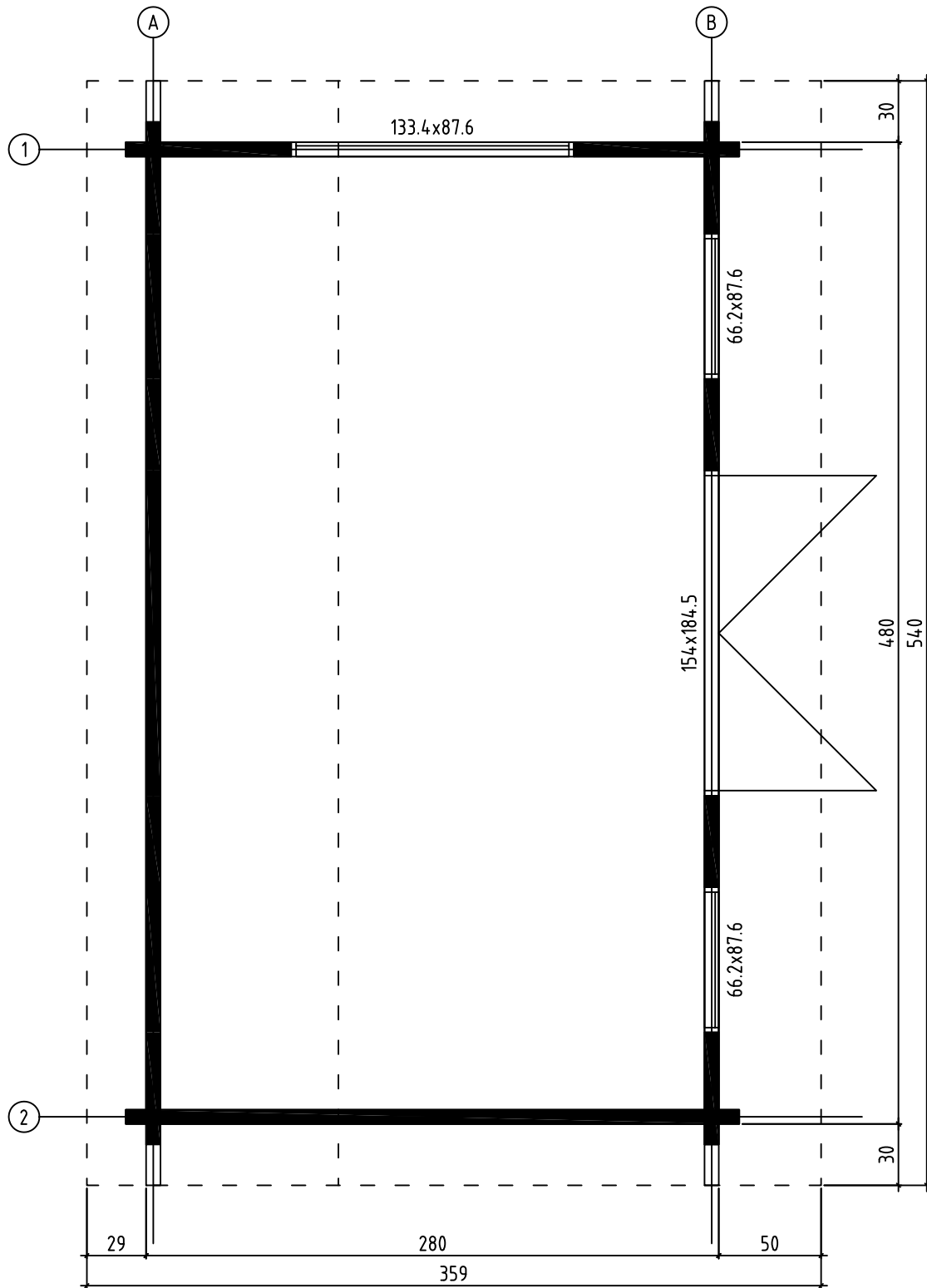


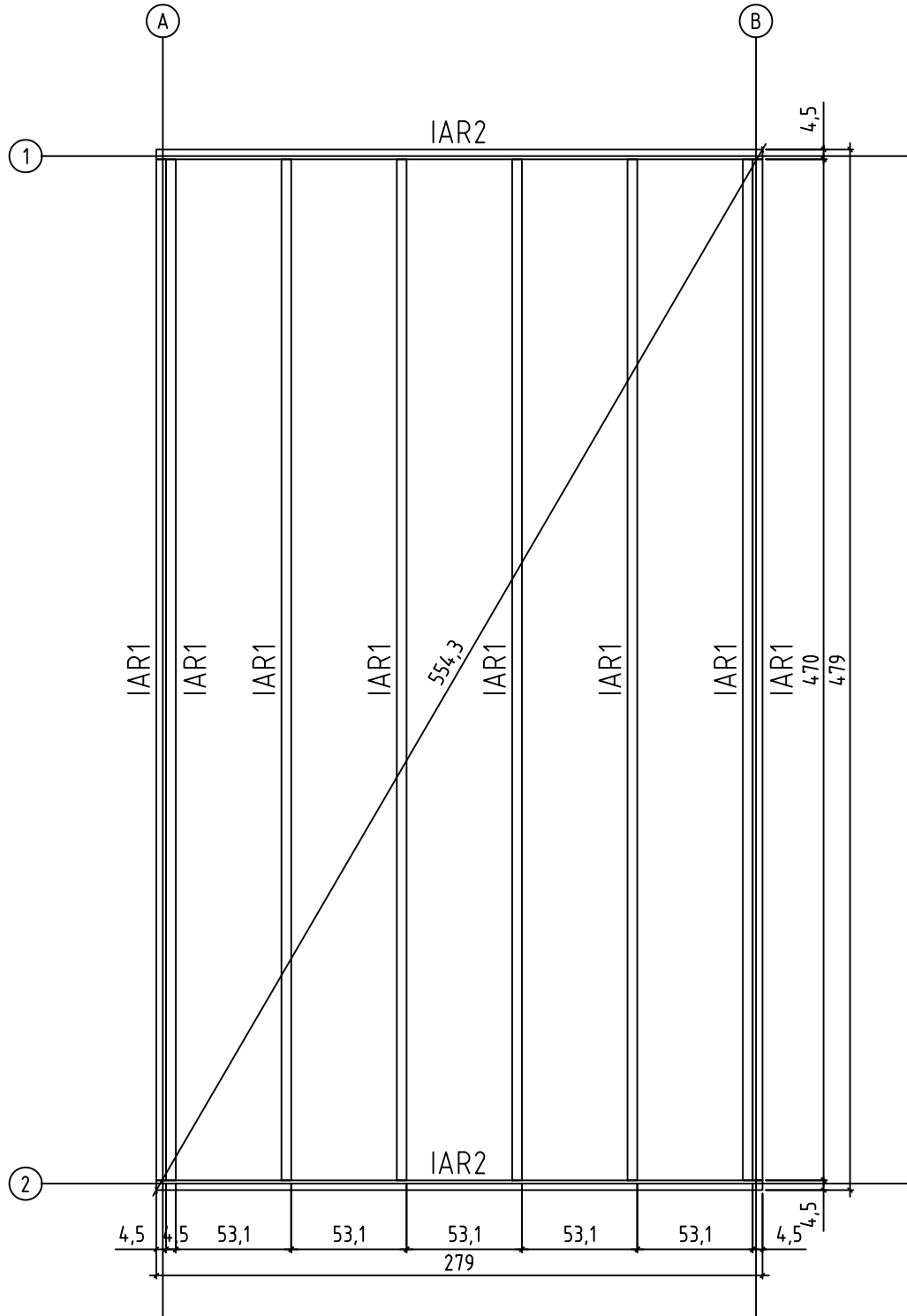
*Warwickshire 70*  
*Art.No. 705502*



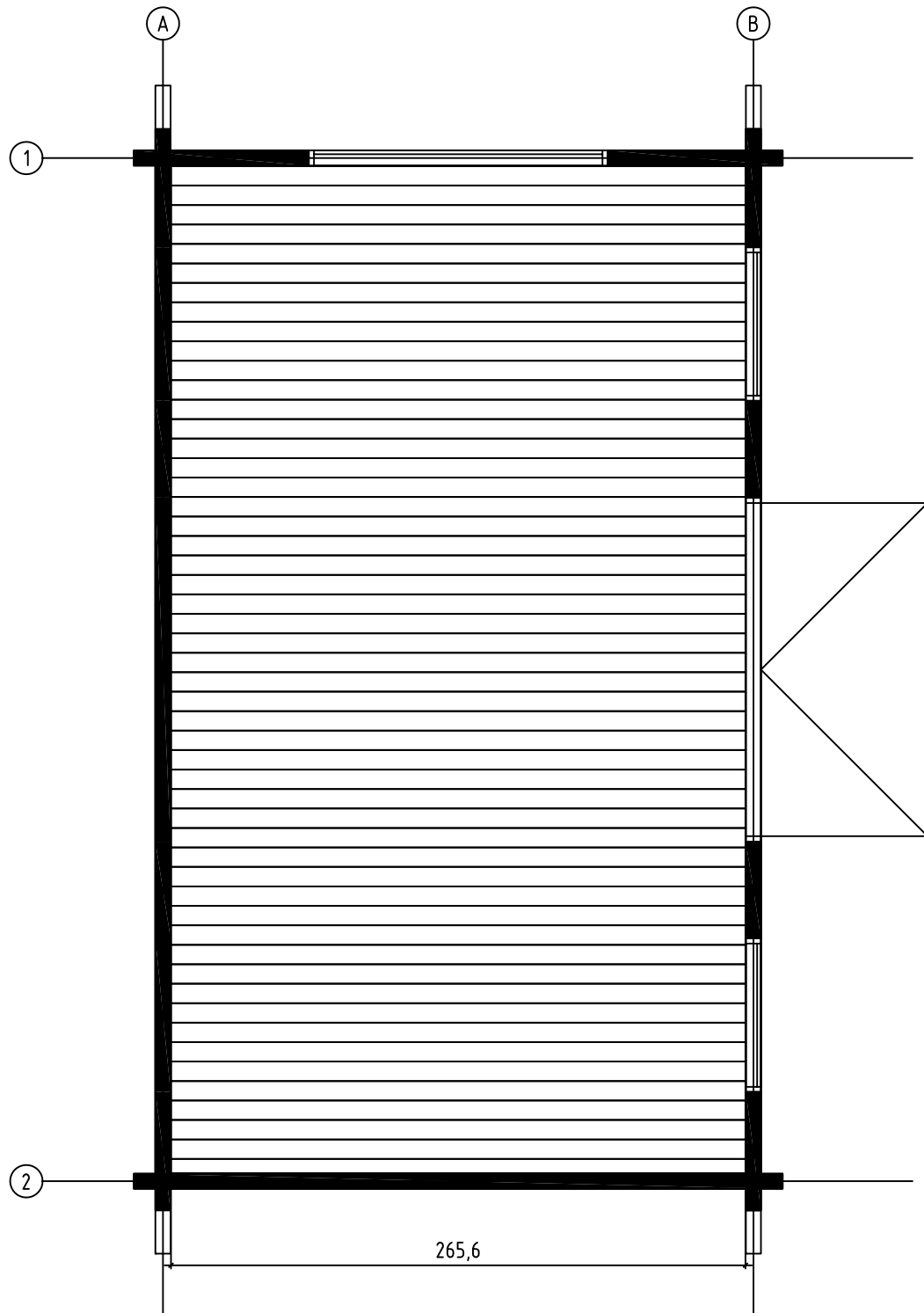
Warwickshire 70, Art.No.705502  
GROUNDPLAN - GRUNDPLAN - PLAN DE MASSE

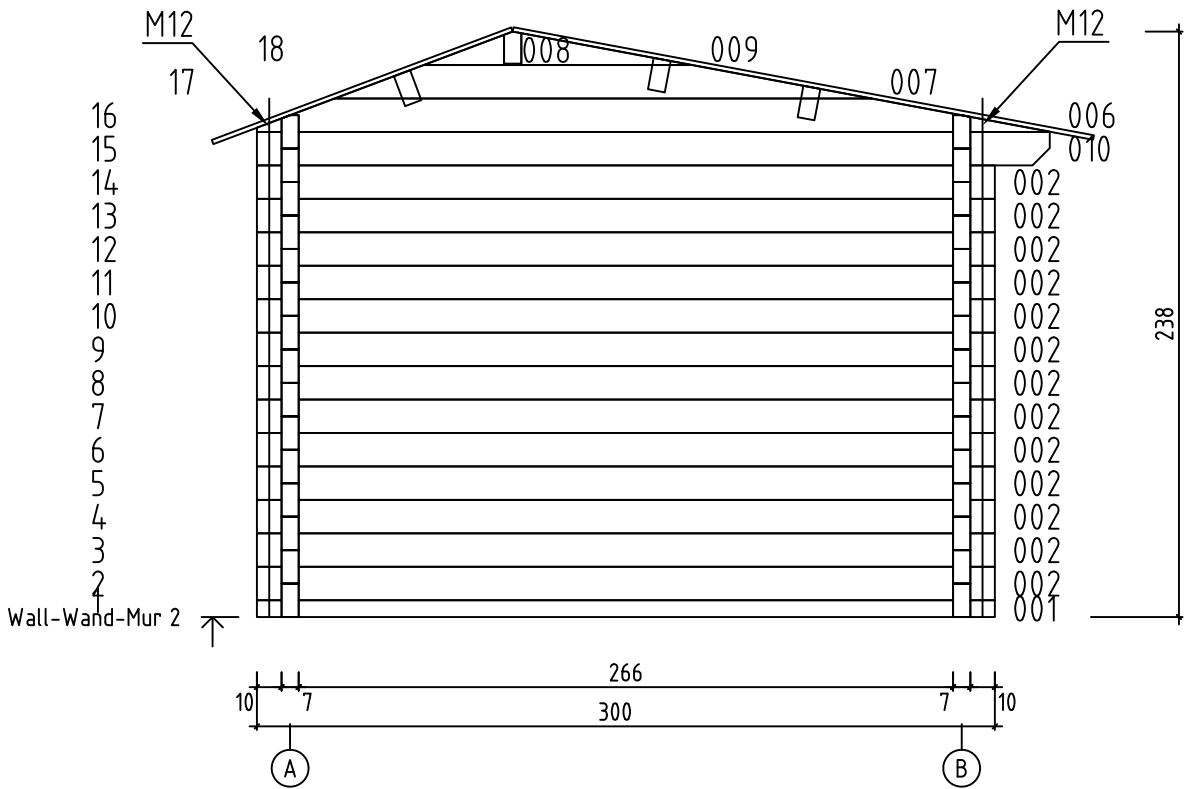
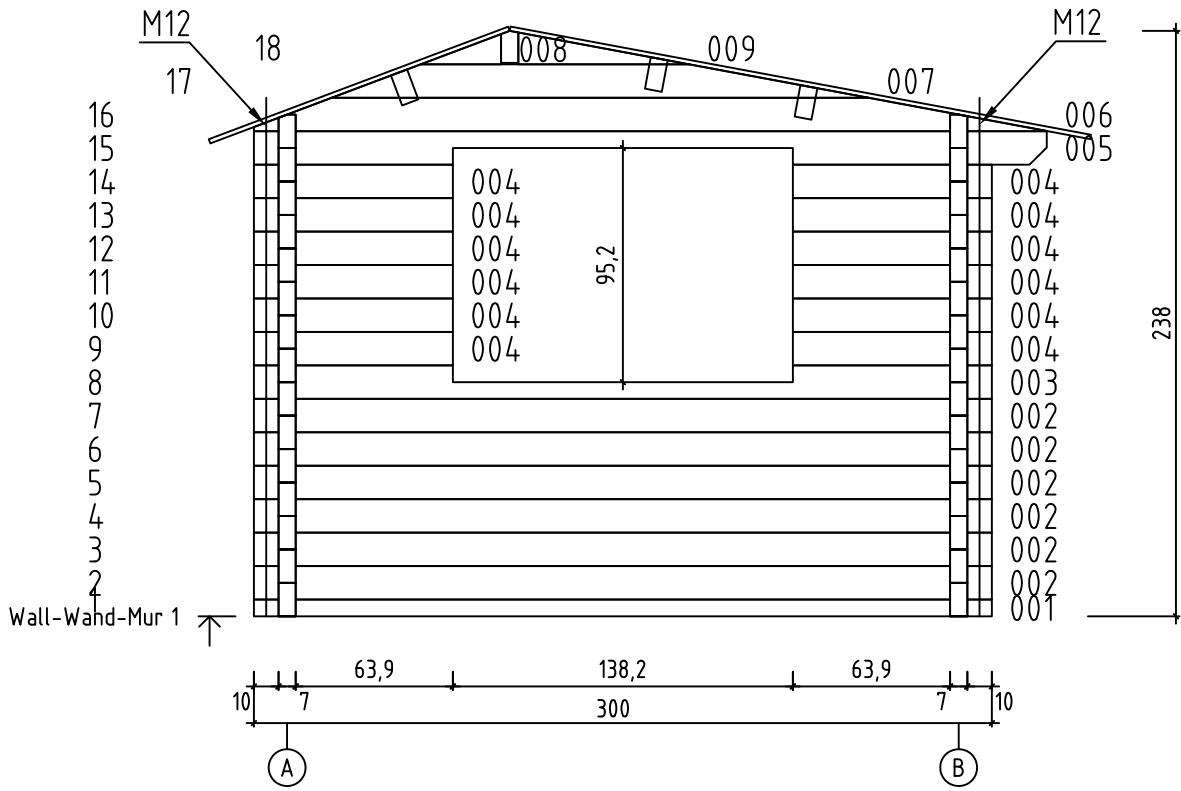


Warwickshire 70, Art.No.705502  
FOUNDATION - FUNDAMENT - FONDATION



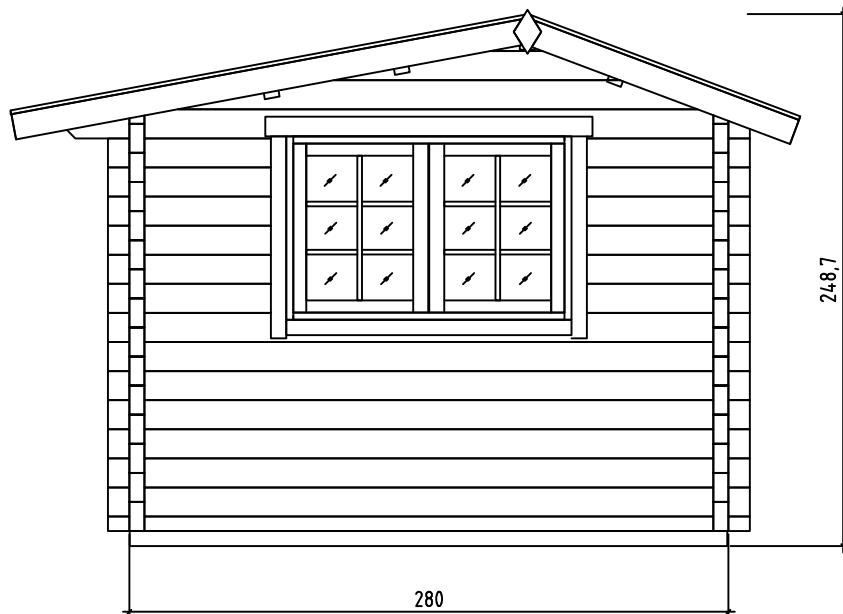
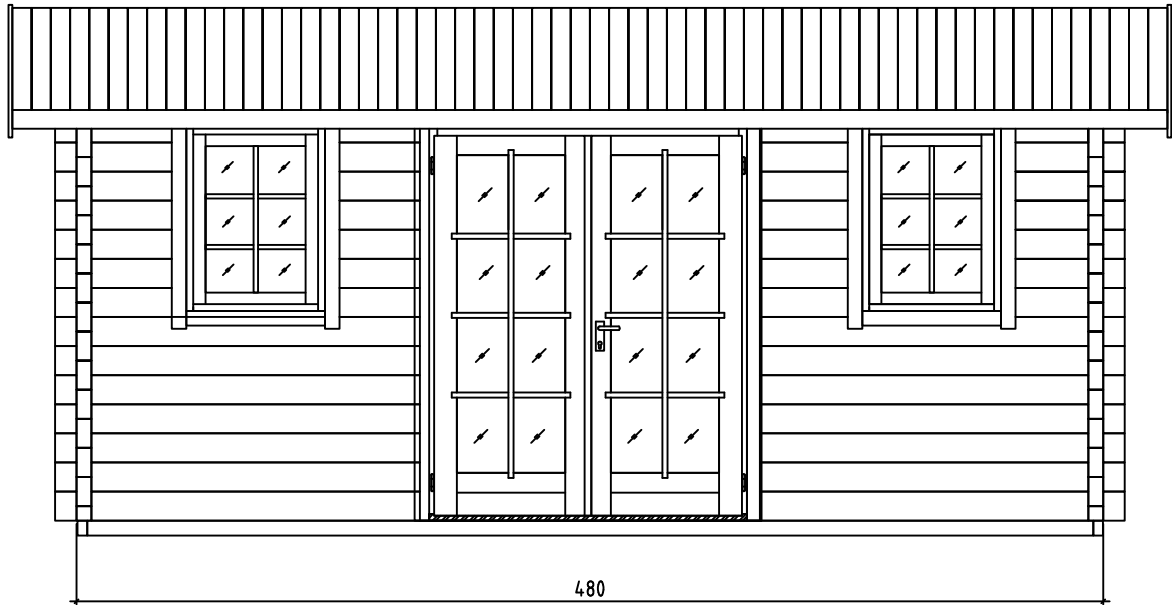
Warwickshire 70, Art.No.705502  
FLOOR BOARDS - FUSSBODENBRETTER - PLAN POSE PLANCHER



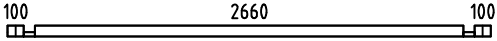
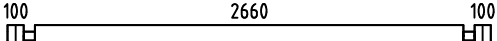
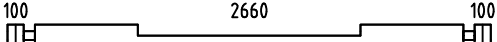
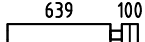
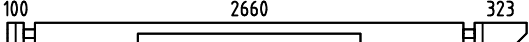
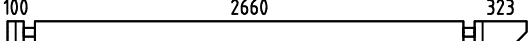

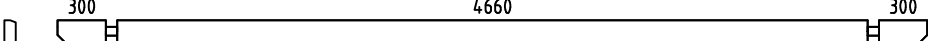
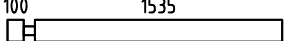
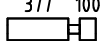

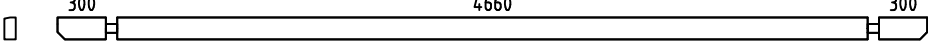
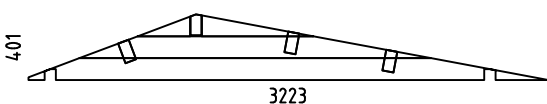
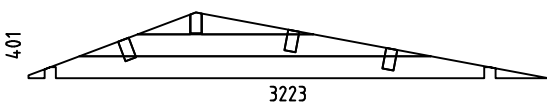


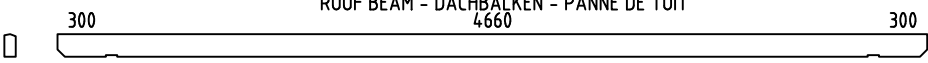
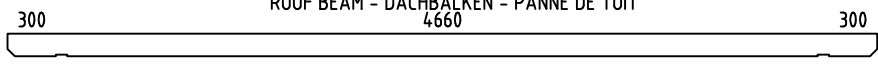


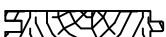












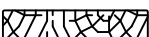


















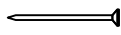



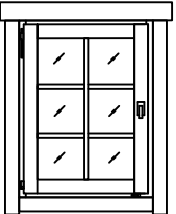
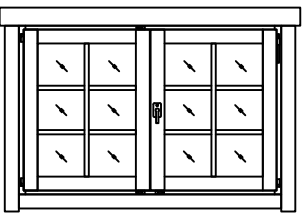
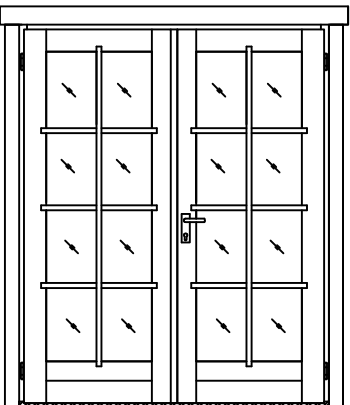






Pos	Warwickshire 70, Art.No.705502 Piece list - Stückliste - Liste des pieces	Q.	P (mm)	L (mm)
001		2	70x68	3000
002		19	70x136	3000
003		1	70x136	3000
004		12	70x136	809
005		1	70x136	3223
010		1	70x136	3223
011		14	70x136	5000
012		1	70x136	5400
013		14	70x136	1705
014		14	70x136	547
015		14	70x136	448
016		1	70x136	5400
W1-1		1		
W2-1		1		
IAR1	FOUNDATION - FUNDAMENT - FONDATION 	8	45x70	4700
IAR2	FOUNDATION - FUNDAMENT - FONDATION 	2	45x70	2790
PR1	ROOF BEAM - DACHBALKEN - PANNE DE TOIT 	1	70x140	5400
A-PR1	ROOF BEAM - DACHBALKEN - PANNE DE TOIT 	3	70x140	5400
	FLOOR BOARDS - FUSSBODENBRETTER - LAME DE PLANCHER 	52	90x18	2656
	ROOF BOARDS - DACHBRETTER - VOLIGES 	60	90x18	2400
	ROOF BOARDS - DACHBRETTER - VOLIGES 	60	90x18	1300
	FLOOR FILLET-FUSSBODENLEISTE - CORNIERE DE FINITION DU PLANCHER 		18x18	14.6 m.
DPL	ROOFING FELT FILLET - DACHPAPPENLEISTE - BAGUETTE DE FIXATION DU FEUTRE BITUMEUX 	2	18x58	1350

Pos	Warwickshire 70, Art.No.705502 Piece list - Stückliste - Liste des pieces	Q.	P (mm)	L (mm)
DPL	ROOFING FELT FILLET - DACHPAPPENLEISTE - BAGUETTE DE FIXATION DU FEUTRE BITUMEUX 	2	18x58	2450
M12	TREADED ROD M12 - GEWINDESTANGE M12 - TIGE FILETÉE M12 	4		45
M12	TREADED ROD M12 - GEWINDESTANGE M12 TIGE FILETÉE M12 	4		2000
LPL	FIXING FILLET - FIXIRUNGSLEISTE - PROFIL DE FIXATION 	4	20x70	662
LPL	FIXING FILLET - FIXIRUNGSLEISTE - PROFIL DE FIXATION 	6	20x70	916
LPL	FIXING FILLET - FIXIRUNGSLEISTE - PROFIL DE FIXATION 	2	20x70	1334
LPL	FIXING FILLET - FIXIRUNGSLEISTE - PROFIL DE FIXATION 	1	20x70	1540
LPL	FIXING FILLET - FIXIRUNGSLEISTE - PROFIL DE FIXATION 	2	20x70	1865
TB	EAVES BOARD - TRAUFBRETT - BANDEAU DE TOIT 	2	18x90	5400
DRV	ROOF EDGE REINFORCEMENT - DACHRANDVERSTÄRKUNG - CORNIERE DE RENFORT DE BORD DE TOIT 	2	28x34	5400
GL	GABLE MOULDING - GIEBELLEISTE PLANCHE DE RIVE 	2	18x120	1350
GL	GABLE MOULDING - GIEBELLEISTE PLANCHE DE RIVE 	2	18x120	2450
KL4	LENGTHENING BOLT FOR TREADED ROD - VERLÄNGERUNGSMUTTER FÜR GEWINDESTANGE - MANCHON DE RACCORDEMENT DE TIGE FILETÉE 	4		
KL1	DRIVE NUT TREADED ROD - EINSHLAGMUTTER FÜR GEWINDESTANGE - ÉCROU A FRAPPER POUR TIGE FILETÉE 	4		
KL2	NUT FOR TREADED ROD - MUTTER FÜR GEWINDESTANGE - ÉCROU POUR TIGE FILETÉE 	4		
HS12	SCREW FOR GABLE SEGMENT - SCHRAUBEN FÜR DECKBLATT - VIS POUR FIXATION LOSANGE DE FINITION 	4	3.5x35	
HS83	SCREW FOR FIXING FILLET - SCHRAUBEN FÜR FIXIRUNGSLEISTE - VIS POUR PROFIL DE FIXATION 	65	3.5x50	
HS16	SCREW FOR GABLE MOULDING - SCHRAUBEN FÜR GIEBELLEISTE - VIS DE FIXATION POUR PLANCHE DE RIVE 	24	3.5x50	
HS32	SCREW FOR EAVES BOARDS - SCHRAUBEN FÜR TRAUFBRETT - VIS DE FIXATION POUR BANDEAU DE TOIT 	24	4x40	
HS26	SCREW FOR ROOF EDGE REINFORCEMENT - SCHRAUBEN FÜR DACHRANDVERSTÄRKUNG - VIS POUR RENFORT DE BORD DE TOIT 	24	4x40	
HS40	SCREW FOR 1. WALL BEAM - SCHRAUBE FÜR 1. BOHLENREIHE - VIS DE FIXATION DES FONDATIONS 	8	5x120	
HS43	SCREW FOR ROOF BEAMS - SCHRAUBEN FÜR DACHBALKEN - VIS POUR PANNE DE TOIT 	8	5x120	
HS39	SCREW FOR FUNDAMENT - SCHRAUBEN ZUR BEFESTIGUNG FUNDAMENT - VIS POUR FONDATION 	38	5x90	
MS	SCREW FOR DOORSTEP - SCHRAUBEN FÜR TÜRSCHWELLE - VIS DE FIXATION DU SEUIL DE PORTE 	3	4.5x65	
SH70	HAMMER BLOCK - SCHLAGHOLZ - CALLE DE FRAPPE 	1		

Pos	Warwickshire 70, Art.No.705502 Piece list - Stückliste - Liste des pieces	Q.	P (mm)	L (mm)
NFD	ZN NAIL FOR ROOFING FELT FILLET - ZN NÄGEL FÜR DACHPAPPENLEISTE - POINTE POUR BAGUETTE FIXATION FEUTRE BITUMEUX 	20	2x40	
NFF	ZN NAIL FOR FLOOR FILLETS - ZN NÄGEL FÜR FUSSBODENLEISTEN - POINTE POUR PANNEAUX DE PLANCHER 	29	1.4x40	
NF2	ZN NAIL FOR ROOF - ZN NÄGEL FÜR DACHBRETTER - POINTE POUR TOIT 	375	2x50	
NH1	ZN NAIL FOR FLOOR - ZN NÄGEL FÜR FUSSBODENBRETTER - CLOUS POUR PLANCHER 	320	2x50	
ORZ	MONTAGE SET FOR DOORS AND WINDOWS - MONTAGE-SET FÜR TÜREN UND FENSTER - JEU DE MONTAGE PORTES ET FENETRES	1		
GS	GABLE SEGMENT-DECKBLATT - LOSANGE DE FINITION 	2		
2+ A.6P.e	WINDOW-FENSTER-FENETRE 702x916 	1		
2+ A.6V.e	WINDOW-FENSTER-FENETRE 702x916 	1		
2+ TA.6P	WINDOW-FENSTER-FENETRE 1374x916 	1		
2+ TU .18P.c	DOOR-TÜR-PORTE 1580x1865 	1		