
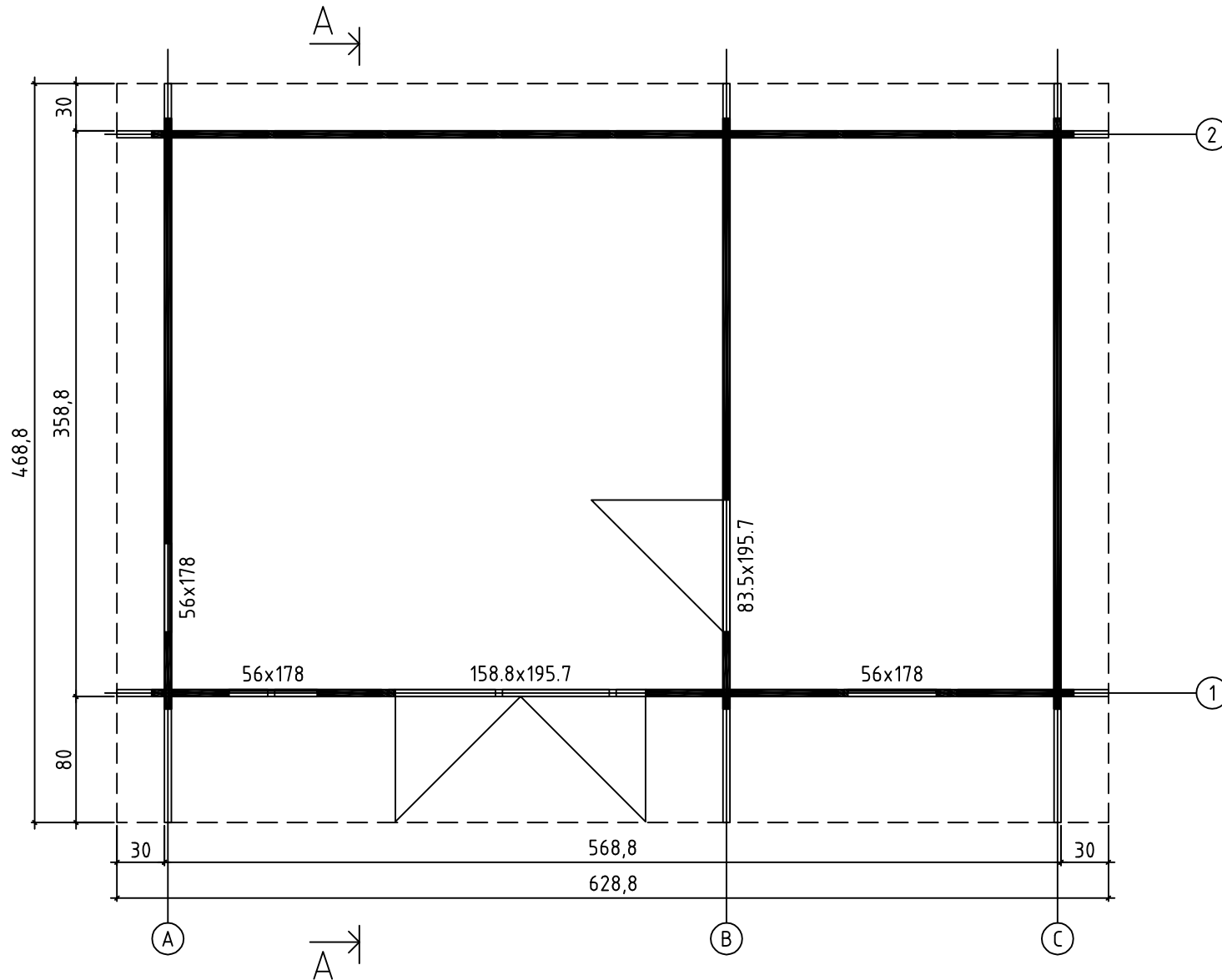


Barbados 4
Art. Nr. 446602
1/9

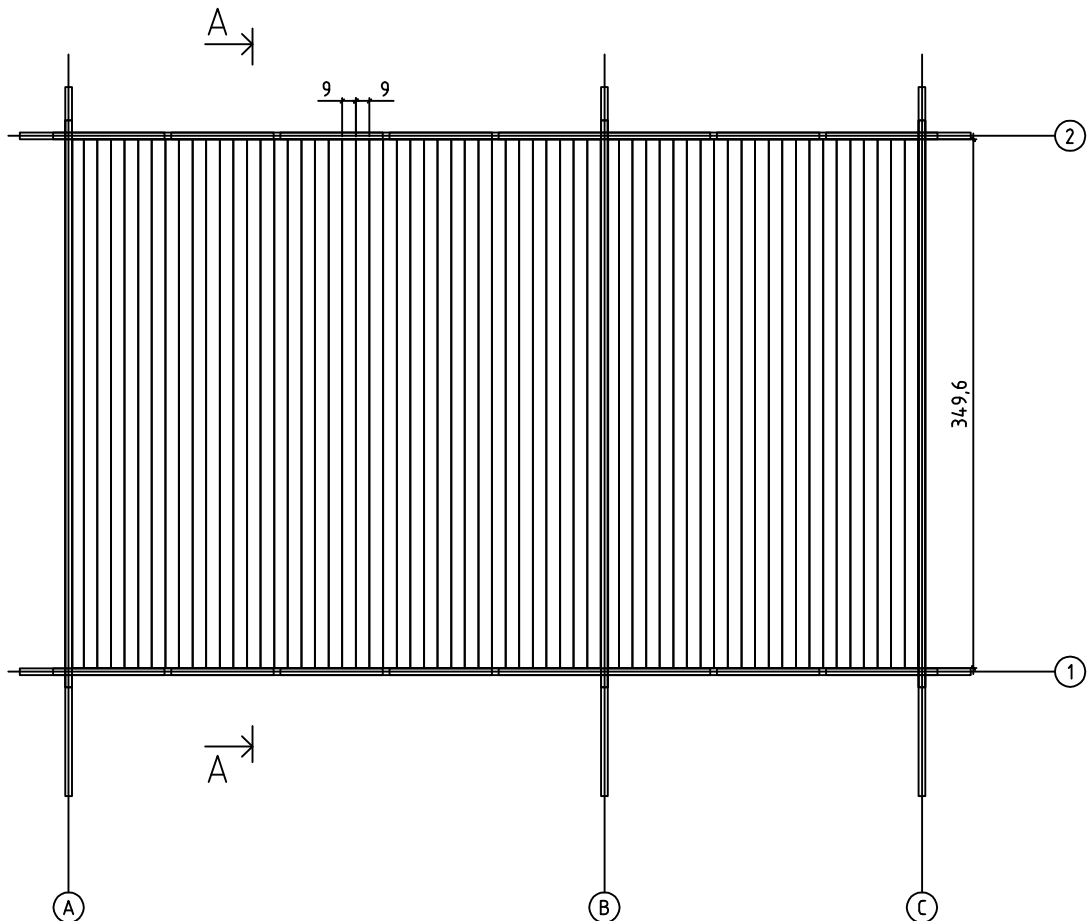
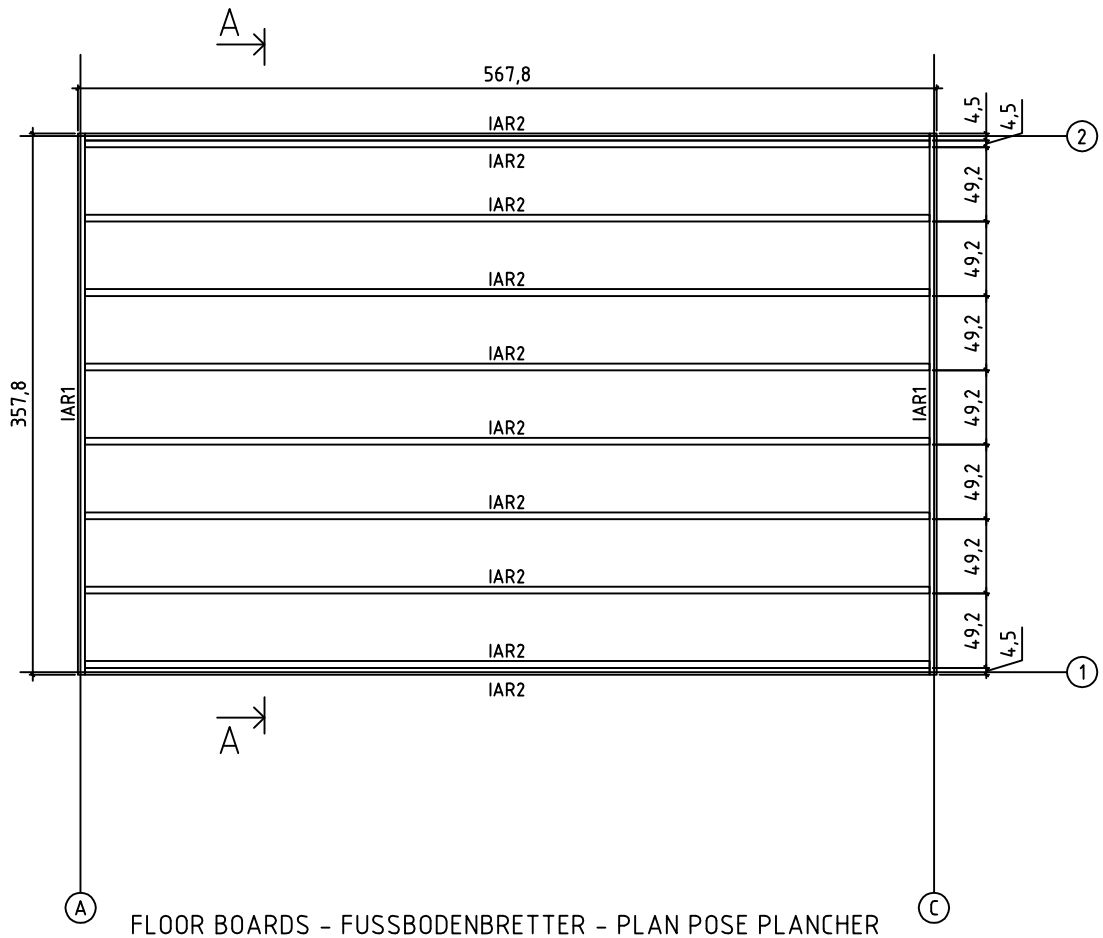


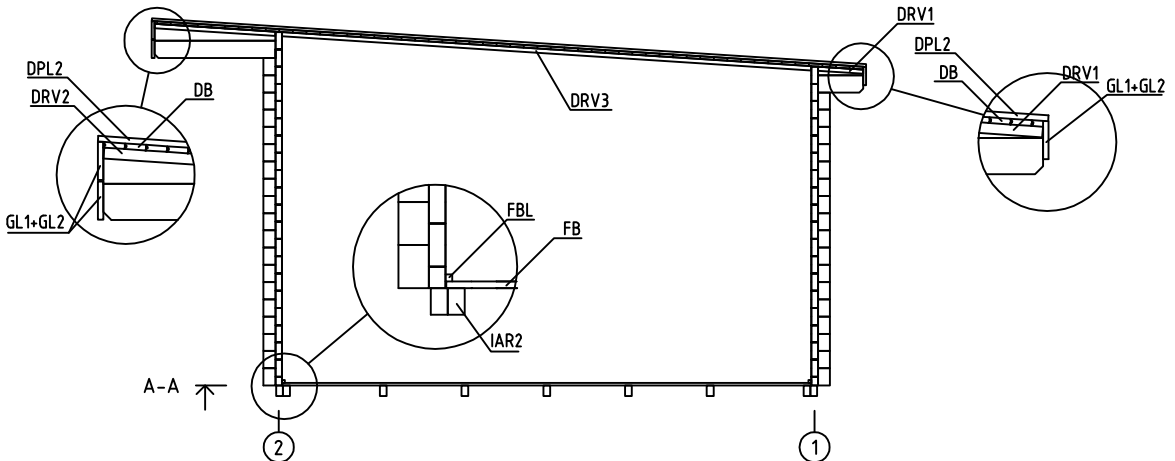
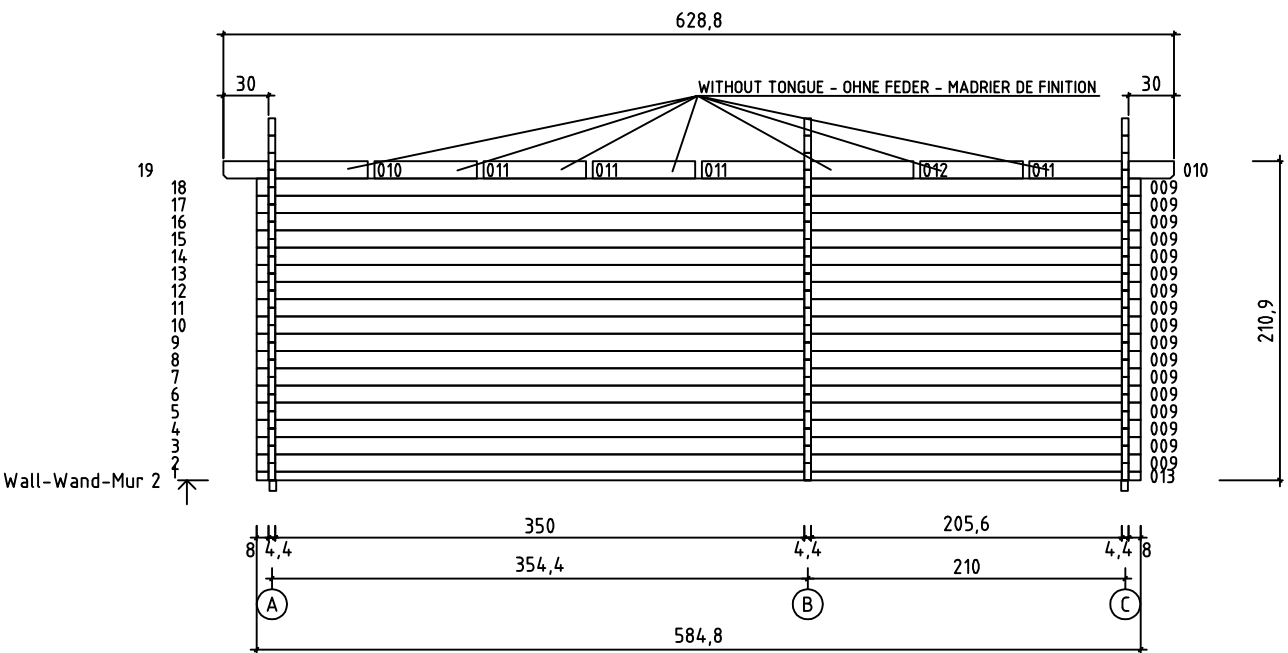
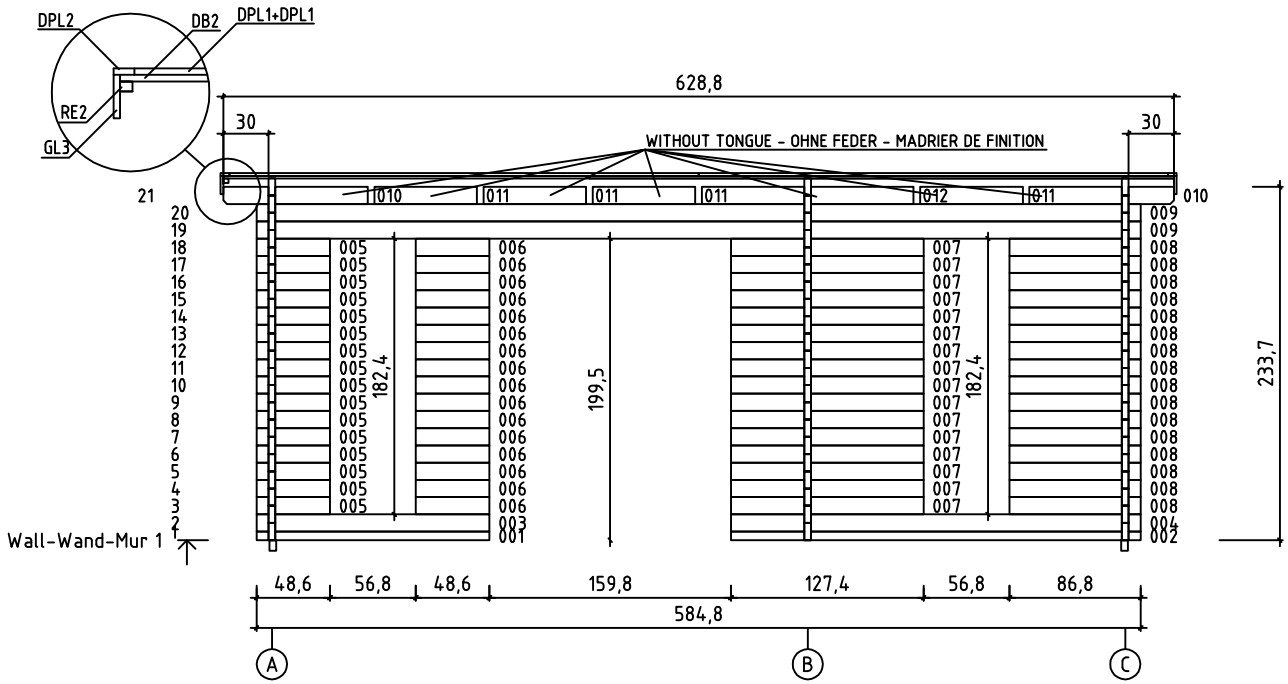
Art.Nr. 446602

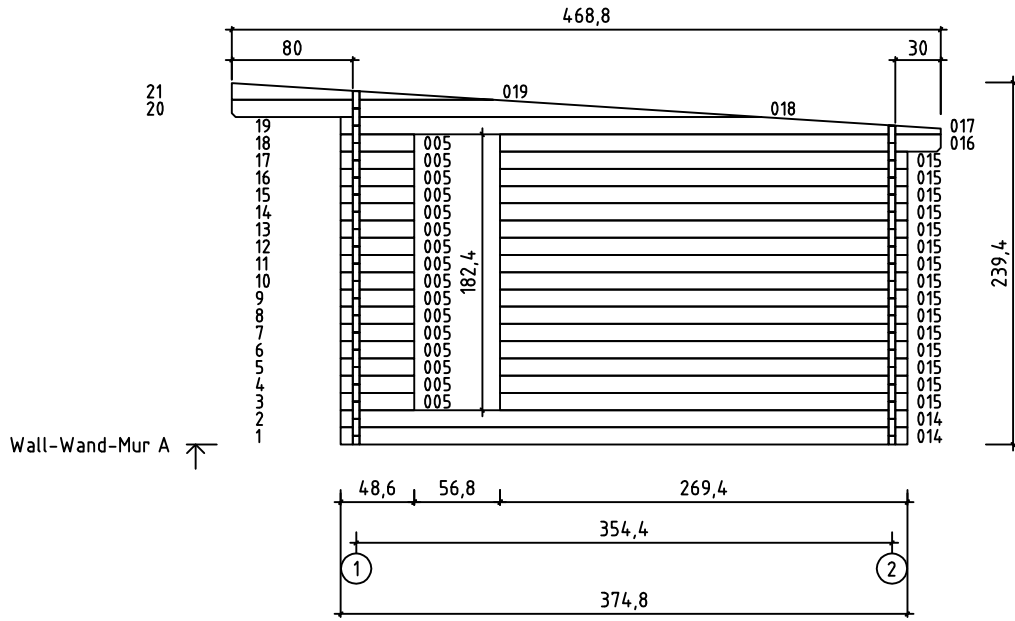
GROUNDPLAN - GRUNDPLAN - PLAN DE MASSE



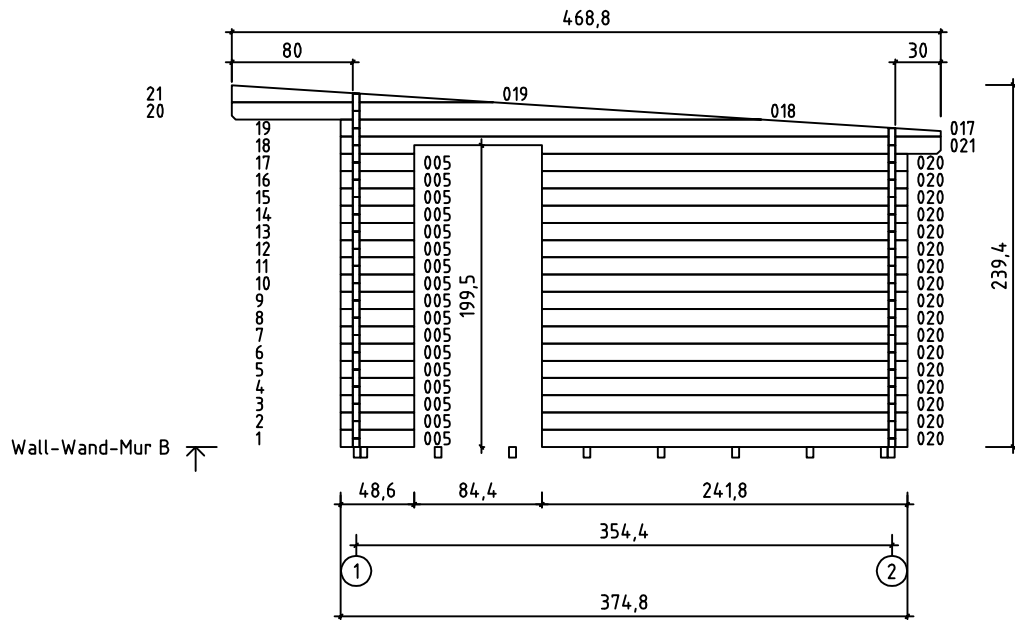
FOUNDATION - FUNDAMENT - FONDATION



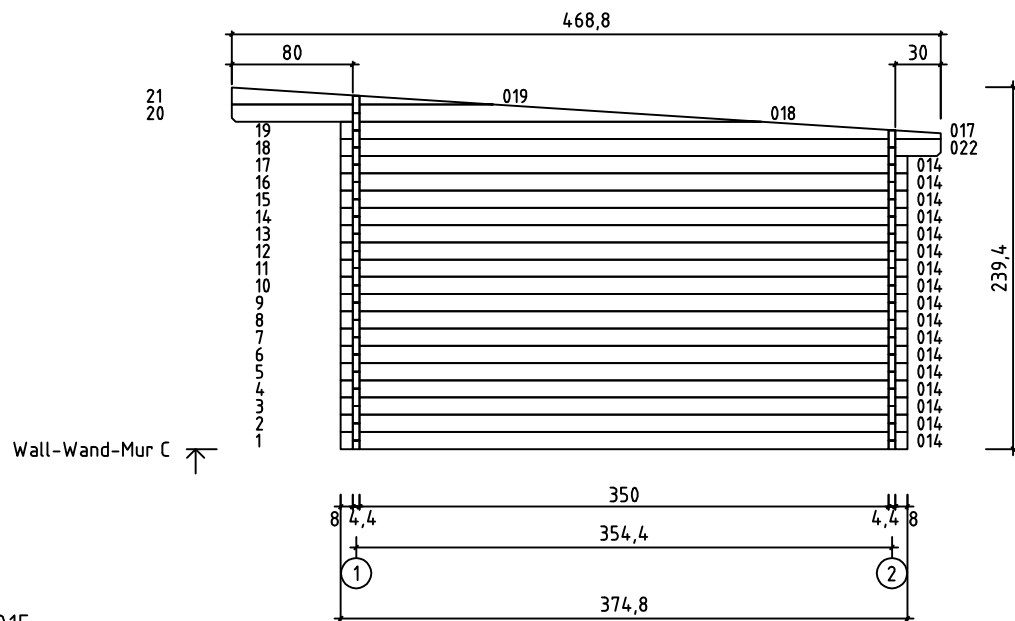




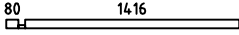

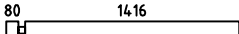



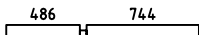
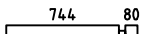





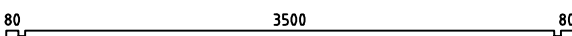
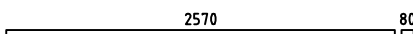
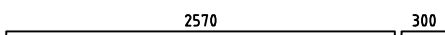

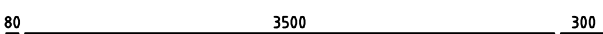
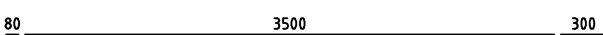





Wall-Wand-Mur A












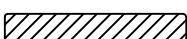


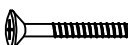


















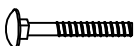


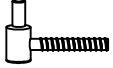

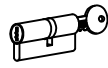
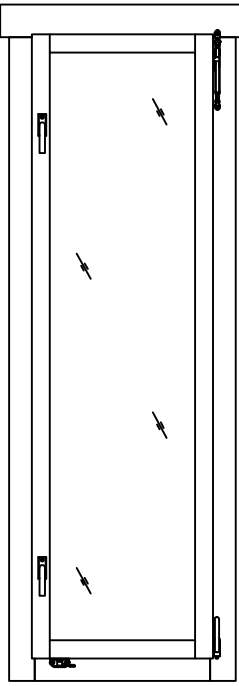
Wall-Wand-Mur B

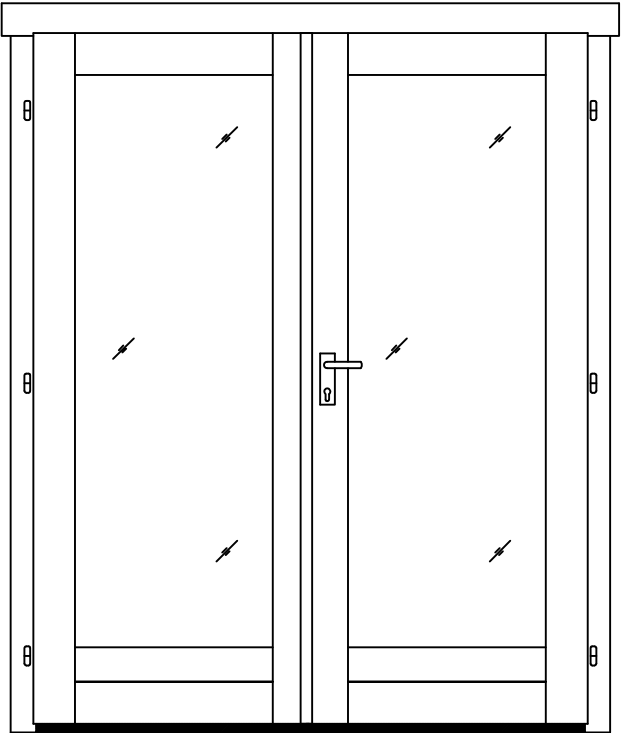
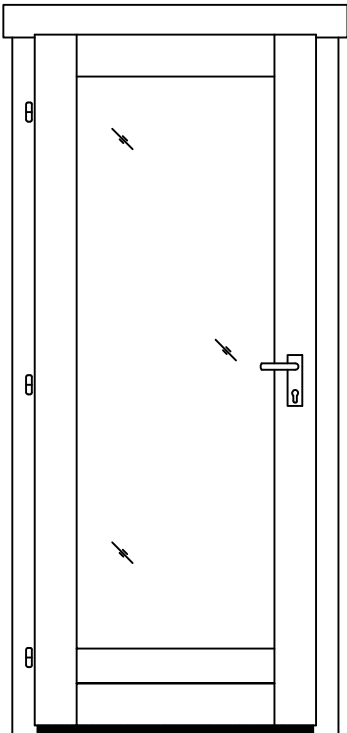


Wall-Wand-Mur C

Pos	24.11.2015 Piecelist - Stücklist - Liste des composants Art.Nr. 446602	6/9	Q.	P. (mm)	L. (mm)
001			1	44x57	1540
002			1	44x57	2710
003			1	44x114	1540
004			1	44x114	2710
005			49	44x114	486
006			16	44x114	486
007			16	44x114	1274
008			16	44x114	868
009			19	44x114	5848
010			4	44x114	956
011			8	44x114	678
012			2	44x114	1400
013			1	44x57	5848
014			19	44x114	3748
015			15	44x114	2694
016			1	44x114	2914
020			17	44x114	2418
021			1	44x114	3968
022			1	44x114	3968
WA-1 WB-1 WC-1			1 1 1		
IAR2	FOUNDATION - FUNDAMENT - FONDATION 		10	45x70	5588
IAR1	FOUNDATION - FUNDAMENT - FONDATION 		2	45x70	3578
SR1	RAFTER - DACHSPARREN - CHEVRON 		6	44x140	4707
FB	FLOOR BOARDS - FUSSBODENBRETTER - LAME DE PLANCHER 		62	90x18	3496

Pos	24.11.2015	Piecelist - Stücklist - Liste des composants Art.Nr. 446602	7/9	Q.	P. (mm)	L. (mm)
DB1	ROOF BOARDS - DACHBRETTER - VOLIGES			53	90x18	3866
DB2	ROOF BOARDS - DACHBRETTER - VOLIGES			53	90x18	2422
FBL	FLOOR FILLET-FUSSBODENLEISTE - CORNIERE DE FINITION DU PLANCHER				18x18	25.08
DPL1	ROOFING FELT FILLET - DACHPAPPENLEISTE - BAGUETTE DE FIXATION DU FEUTRE BITUMEUX			2	18x58	3104
DPL2	ROOFING FELT FILLET - DACHPAPPENLEISTE - BAGUETTE DE FIXATION DU FEUTRE BITUMEUX			2	18x58	4734
DRV1	ROOF EDGE REINFORCEMENT - DACHRANDVERSTÄRKUNG - CORNIERE DE RENFORT DE BORD DE TOIT			2	28x34	299
DRV2	ROOF EDGE REINFORCEMENT - DACHRANDVERSTÄRKUNG - CORNIERE DE RENFORT DE BORD DE TOIT			2	28x34	800
DRV3	ROOF EDGE REINFORCEMENT - DACHRANDVERSTÄRKUNG - CORNIERE DE RENFORT DE BORD DE TOIT			2	28x34	3505
KFS-1	STORM PROTECTION - STURMLEISTE - - LATTE ANTI-TEMPETE			2	22x45	2000
KFS-2	STORM PROTECTION - STURMLEISTE - - LATTE ANTI-TEMPETE			2	22x45	2250
GL1	GABLE MOULDING - GIEBELLEISTE - - PLANCHE DE RIVE			3	18x120	2440
GL2	GABLE MOULDING - GIEBELLEISTE - - PLANCHE DE RIVE			3	18x120	3884
GL3	GABLE MOULDING - - GIEBELLEISTE - - PLANCHE DE RIVE			2	18x120	4705
FS	WINDOW HANDLE FITTINGS - FENSTERGRIFF - POIGNÉE D'OUVERTURE DE FENETRE			6		
	BOLT FOR WINDOW HANDLE FITTINGS - BOLZEN FÜR FENSTERGRIFF BESCHLAG - BOULON POUR POIGNÉE D'OUVERTURE DE FENETRE			12		
	SCREW FOR ROOF EDGE REINFORCEMENT - SCHRAUBEN FÜR DACHRANDVERSTÄRKUNG - VIS POUR RENFORT DE BORD DE TOIT			26	4x40	
HS43	SCREW FOR ROOF BEAMS - SCHRAUBEN FÜR DACHBALKEN - VIS POUR PANNE DE TOIT			18	5x120	
	SCREW FOR 1. WALL BEAM - SCHRAUBE FÜR 1. BOHLENREIHE - VIS DE FIXATION DES FONDATIONS			8	5x90	
HS16	SCREW FOR GABLE MOULDING - SCHRAUBEN FÜR GIEBELLEISTE - VIS DE FIXATION POUR PLANCHE DE RIVE			86	3.5x50	
HS3	SCREW FOR DOOR FILLET - SCHRAUBE ZUR BEFESTIGUNG TÜRLEISTE - VIS D'ASSEMBLAGE DU CADRE DE PORTE			5	3x30	
	SCREW FOR GABLE - SCHRAUBEN FÜR GIEBEL - VIS POUR FIXATION DES PIGNONS			9	5x120	
	SCREW FOR FUNDAMENT - SCHRAUBEN ZUR BEFESTIGUNG FUNDAMENT - VIS POUR FONDATION			28	5x90	
HS41	SCREW FOR DOOR JAMB - SCHRAUBE FÜR TÜRRAHMEN - VIS DE FIXATION POUR MONTANT DE PORTE			4	5x90	
	SCREW FOR POS 010-012 - SCHRAUBEN FÜR für POS 010-012 - VIS POUR FIXATION DERNIÈRE RANGÉE MADRIERS (MURS AVANT ET ARRIÈRE)			16	6x180	
	ZN NAIL FOR FLOOR FILLET - ZN NÄGEL FÜR FUSSBODENLEISTE - POINTE POUR CORNIERE DE FINITION DU PLANCHER			58	1.4x40	

Pos	24.11.2015	Piecelist - Stücklist - Liste des composants Art.Nr. 446602	8/9	Q.	P. (mm)	L. (mm)
SH44	HAMMER BLOCK - SCHLAGHOLZ - CALLE DE FRAPPE		1			
HS59	SCREW FOR DOORSTEP - SCHRAUBEN FÜR SWELLE - VIS DE FIXATION DU SEUIL DE PORTE		3	4.5x65		
SFS	NUT FOR STORM PROTECTION - SCHRAUBENMUTTER FÜR STURMLEISTE - ÉCROU POUR LAME ANTI-TEMPETE		8	D8		
NF2	ZN NAIL FOR ROOF - ZN NÄGEL FÜR DACHBRETTER - POINTES DE FIXATIONS DES VOLIGES DE TOIT		540	2x50		
	ZN NAIL FOR FLOOR - ZN NÄGEL FÜR FUSSBODENBRETTER - CLOUS POUR PLANCHER		512	2x50		
NFD	ZN NAIL FOR ROOFING FELT FILLET - ZN NÄGEL FÜR DACHPAPPENLEISTE - POINTE POUR BAGUETTE FIXATION FEUTRE BITUMEUX		38	2x40		
BFS	BOLT FOR STORM PROTECTION - BOLZEN FÜR STURMLEISTE - VIS POUR LAME ANTI-TEMPETE		8	8x80		
DFS	WASHER FOR STORM PROTECTION - DICHTSCHEIBE FÜR STURMLEISTE - RONDELLE POUR LAME ANTI-TEMPETE		8	D8		
TL5	SET OF DOOR LOCK COVERS - SCHLOSSBLENDEN - SET DE GARNITURES DE SERRURE DE PORTE		2			
	MALE BOLT HINGE FOR DOOR - TÜRRIEGEL - PARTIE MALE DE CHARNIERE DE PORTE		6	16/52		
TL4	DOOR HANDLE FITTINGS - TÜRGRIFF - SET DE GARNITURES DE SERRURE DE PORTE		2			
	CYLINDER LOCK - ZYLINDERSCHLOSS - CYLINDRE DE SERRURE		2	30x35		
	WINDOW - FENSTER - FENETRE 560x1788 DGP	AK.1.100.PSP	3			
						

Pos	24.11.2015 Piecelist - Stücklist - Liste des composants Art.Nr. 446602	9/9	Q.	P. (mm)	L. (mm)
	DOOR - TÜR - PORTE 1588x1957 DGP  TUK.1.100.PVP.MM	1			
	DOOR - TÜR - PORTE 835x1957 DGP  UK.1.100.PVV.MM	1			